



Hale Trailer Brake & Wheel

A006364-A006365

VIN: A1120-A1121



Detailed Specifications

RENEGADE XN20 (Model: RENLXT40NF*829542)

General	
SKU	RENLXT40NF*829542
Capacity	40 Tons in 16-foot Length - GAWR and GVWR Determine Legal Loads
Length (Trailer Only)	50 feet 1 inch (closed); 71 feet 1 inch (open)
Width	8 feet 6 inches
Compatibility	Designed to Accept Optional Third Flip Axle
Accent Package	Stainless Steel Bumper Insert
Weight	Est. Configured Weight: 22350# +/- 3%
Gooseneck	
Gooseneck Design	Narrow Hydraulic Removable Non-Ground Bearing - Swing Radius of 102 inches (11 feet 11 inches overall Gooseneck Length) Set Up for Wetline Operation
Loaded Fifth Wheel Height	50-inch Nominal Loaded Fifth Wheel Height with 5 Ride Height Positions
Power Source	Set Up for Wet Line Operation
VIN Plate	Bilingual VIN Plate
Registration/Document Holder	Install Registration/Document Holder
Deck	
Framework	All Main Longitudinal Members Fabricated with 100,000# Minimum Yield Steel Flanges with 50,000# Webs
Deck Design	Flat Level Deck Design
Deck Length	29 feet 0 inches Clear Deck Length (closed) - 50 feet 0 inches (open)
Loaded Deck Height	20 inches with 6 inches Ground Clearance
Crossmembers	On 24 inch Centers
Deck Lock	First 5 Spaced Approx. 12 inches; Others Every 50 inches
Flooring	1 3/8 inch Nominal Wood (Full Width)
Recessed Floor Mounted D-Ring Package	None
Front Ramps	None - Front of Deck Sloped Top Down to Assist in Loading with Traction Cleats
Extension Brackets	Outriggers - 14 Pair - 28 Total Removable Swing Type, 1 Pair - 2 Total Removable Hook-On Type
Rear Bridge: General	
Front Bogie Ramp	Sloped Steel Bogie Ramp (Full Width)
Mini Boom Trough and Traction Cleats	None
Deck to Bogie Connection	Fixed
Covered Rear Bogie	Rear Bogie Platform with 1 1/8 inch Wood Floor
Rear Bogie Height	41 inches
Connections for Future Axle Attachment	Air and Electrical Connections to Go Along with Connecting Ears
Rear Bridge: Axles	
Number of Axles	2
Axle Capacity	25,000 lb. Nominal Capacity Per Axle - NOTE: GAWR Determined By Suspension Type, Brakes, Tires and Other Components
Axle Spread	54.5 inches (Between Axles)
Spring Brakes	Spring Brakes (2 Axles)
Dust Shield	None
Hubodometer	None
Rear Bridge: Suspension	
Suspension	Air Ride with Automatic Controls
ABS	4S/2M System without Diagnostic Tool and Cable
Ride Height Control	Automatic/Manual Raise/Lower Control
Liquid Filled Gauge	Included
Load Scale	None

Detailed Specifications

Wheels and Tires	
Wheels	8.25 x 22.5 LvL One Buffed Outside/Steel Inside - Hub-Piloted
Tires	255/70R 22.5 H Ply OEM Standard
Inflation	None
Lighting	
Electrical System	DOT Sealed Beam and Harness with LED Lights and 4-inch Flush Mounted Battery Powered Amber Strobes
Tail Lights	3 Tail Light Package
Marker Lights	8 Marker Lights Per Side Including Mid-Turn
Special	Not Available on This Model
Electrical Receptacle	J560 7-Pin Connector
Paint	
Paint	Fontaine Black Polyurethane Enamel
Miscellaneous	
Lash Rings	12 Pair - 24 Total
Flag Holders	2 Pair Flag Holders
Additional Options	
Flip Axle	None
Dust Shields on Flip Axle	None


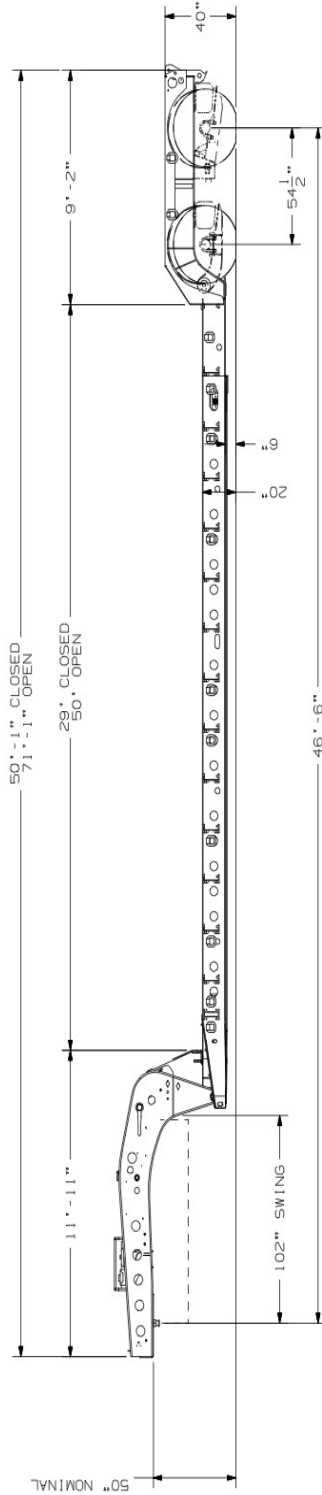
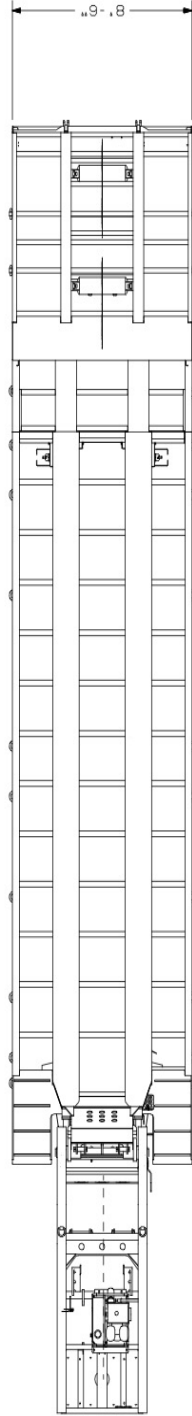
RENEGADE XN20



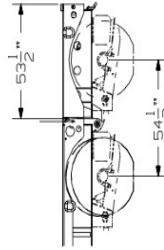
[RENEGADE XN20 Base Model](#) (Note: Options not shown)

DISCLAIMER

Specifications are believed to be correct, but may contain errors and/or omissions. Photographs are the representative of the subject equipment but may not be identical. Equipment availability, prices and specifications are subject to change without notice.



REAR VIEW



OPTIONAL FLIP AXLE

FONTAINE HEAVY-HAUL	
SPRINGVILLE, AL	
MODEL	RENEGADE XN20 29
DRAWING NUMBER	6378

THIS DRAWING IS THE PROPERTY OF FONTAINE HEAVY-HAUL. IT IS TO BE USED FOR THE DESIGN AND CONSTRUCTION OF THE TRAILER ONLY. IT IS NOT TO BE USED FOR ANY OTHER PURPOSE. THE USER OF THIS DRAWING SHALL BE RESPONSIBLE FOR THE PROPER USE OF THE TRAILER. THE USER SHALL BE RESPONSIBLE FOR THE PROPER MAINTENANCE OF THE TRAILER. THE USER SHALL BE RESPONSIBLE FOR THE PROPER USE OF THE TRAILER. THE USER SHALL BE RESPONSIBLE FOR THE PROPER MAINTENANCE OF THE TRAILER.