



Hale Trailer Brake & Wheel

A007333-A007335

VIN: 5A1544-5A1546



Detailed Specifications

RENEGADE XN20 (Model: RENLXT40NF*829542)

General

| | |
|-----------------------|---|
| SKU | RENLXT40NF*829542 |
| Capacity | 40 Tons in 16-foot Length - GAWR and GVWR Determine Legal Loads |
| Length (Trailer Only) | 50 feet 1 inch (closed); 71 feet 1 inch (open) |
| Width | 8 feet 6 inches |
| Compatibility | Designed to Accept Optional Third Flip Axle |
| Accent Package | Stainless Steel Bumper Insert |
| Weight | Est. Configured Weight: 22350# +/- 3% |

Gooseneck

| | |
|------------------------------|--|
| Gooseneck Design | Narrow Hydraulic Removable Non-Ground Bearing - Swing Radius of 102 inches (11 feet 11 inches overall Gooseneck Length) Set Up for Wetline Operation |
| Loaded Fifth Wheel Height | 50-inch Nominal Loaded Fifth Wheel Height with 5 Ride Height Positions |
| Power Source | Set Up for Wet Line Operation |
| VIN Plate | Bilingual VIN Plate |
| Registration/Document Holder | Install Registration/Document Holder |

Deck

| | |
|---------------------------------------|--|
| Framework | All Main Longitudinal Members Fabricated with 100,000# Minimum Yield Steel Flanges with 50,000# Webs |
| Deck Design | Flat Level Deck Design |
| Deck Length | 29 feet 0 inches Clear Deck Length (closed) - 50 feet 0 inches (open) |
| Loaded Deck Height | 20 inches with 6 inches Ground Clearance |
| Crossmembers | On 24 inch Centers |
| Deck Lock | First 5 Spaced Approx. 12 inches; Others Every 50 inches |
| Flooring | 1 3/8 inch Nominal Wood (Full Width) |
| Recessed Floor Mounted D-Ring Package | None |
| Front Ramps | None - Front of Deck Sloped Top Down to Assist in Loading with Traction Cleats |
| Extension Brackets | Outriggers - 14 Pair - 28 Total Removable Swing Type, 1 Pair - 2 Total Removable Hook-On Type |

Rear Bridge: General

| | |
|--|---|
| Front Bogie Ramp | Sloped Steel Bogie Ramp (Full Width) |
| Mini Boom Trough and Traction Cleats | None |
| Deck to Bogie Connection | Fixed |
| Covered Rear Bogie | Rear Bogie Platform with 1 1/8 inch Wood Floor |
| Rear Bogie Height | 41 inches |
| Connections for Future Axle Attachment | Air and Electrical Connections to Go Along with Connecting Ears |

Rear Bridge: Axles

| | |
|-----------------|---|
| Number of Axles | 2 |
| Axle Capacity | 25,000 lb. Nominal Capacity Per Axle - NOTE: GAWR Determined By Suspension Type, Brakes, Tires and Other Components |
| Axle Spread | 54.5 inches (Between Axles) |
| Spring Brakes | Spring Brakes (2 Axles) |
| Dust Shield | None |
| Hubodometer | None |

Rear Bridge: Suspension

| | |
|---------------------|--|
| Suspension | Air Ride with Automatic Controls |
| ABS | 4S/2M System without Diagnostic Tool and Cable |
| Ride Height Control | Automatic/Manual Raise/Lower Control |
| Liquid Filled Gauge | Included |
| Load Scale | None |



Detailed Specifications

Wheels and Tires

| | |
|-----------|---|
| Wheels | 8.25 x 22.5 LvL One Buffed Outside/Steel Inside - Hub-Piloted |
| Tires | 255/70R 22.5 H Ply OEM Standard |
| Inflation | None |

Lighting

| | |
|-----------------------|--|
| Electrical System | DOT Sealed Beam and Harness with LED Lights and 4-inch Flush Mounted Battery Powered Amber Strobes |
| Tail Lights | 3 Tail Light Package |
| Marker Lights | 8 Marker Lights Per Side Including Mid-Turn |
| Special | Not Available on This Model |
| Electrical Receptacle | J560 7-Pin Connector |

Paint

| | |
|-------|------------------------------------|
| Paint | Fontaine Black Polyurethane Enamel |
|-------|------------------------------------|

Miscellaneous

| | |
|--------------|---------------------|
| Lash Rings | 12 Pair - 24 Total |
| Flag Holders | 2 Pair Flag Holders |

Additional Options

| | |
|---------------------------|------|
| Flip Axle | None |
| Dust Shields on Flip Axle | None |

Terms

| | |
|------------------|-------------------------------------|
| Please Note | Price Includes Commodity Surcharges |
| Commercial Terms | Ex Works- Springville, AL, USA |


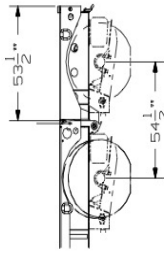
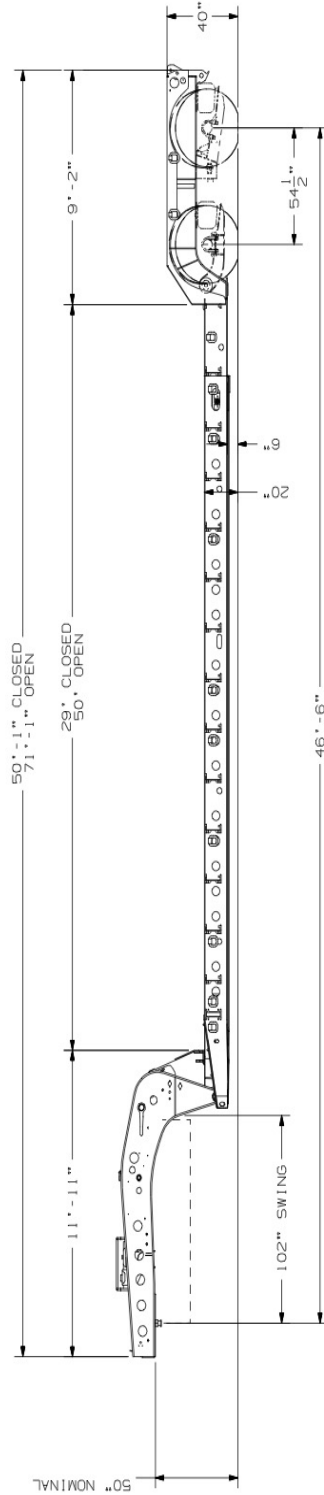
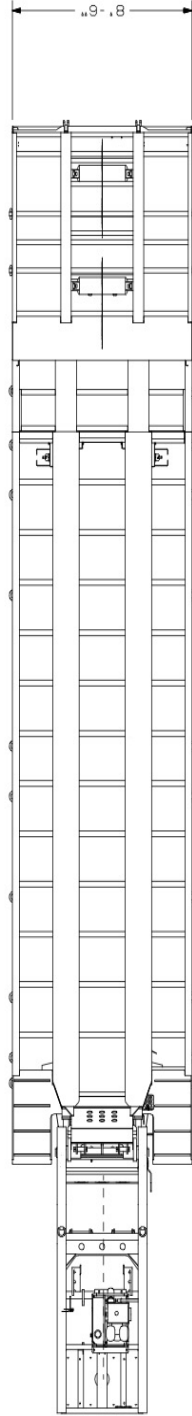
RENEGADE XN20



[RENEGADE XN20 Base Model](#) (Note: Options not shown)

DISCLAIMER

Specifications are believed to be correct, but may contain errors and/or omissions. Photographs are the representative of the subject equipment but may not be identical. Equipment availability, prices and specifications are subject to change without notice.



FONTAINE HEAVY-HAUL
SPRINGVILLE, AL

MODEL: **RENEGADE XN20 29**

DRAWING NUMBER: **6378**

THIS DRAWING IS THE PROPERTY OF FONTAINE HEAVY-HAUL. IT IS TO BE USED ONLY FOR THE PROJECT AND LOCATION SPECIFICALLY IDENTIFIED ON THIS DRAWING. ANY REUSE, REPRODUCTION, OR DISTRIBUTION OF THIS DRAWING WITHOUT THE WRITTEN PERMISSION OF FONTAINE HEAVY-HAUL IS STRICTLY PROHIBITED. FONTAINE HEAVY-HAUL ASSUMES NO LIABILITY FOR ANY DAMAGE OR INJURY RESULTING FROM THE USE OF THIS DRAWING.