



Hale Trailer Brake & Wheel

A011523-A011526
VIN: 5A2570-5A2573



Detailed Specifications

RENEGADE N12 (Model: RENLXLN12F*833542)

General

SKU	RENLXLN12F*833542
Capacity	30 Tons in 16-foot Length - GAWR and GVWR Determine Legal Loads - 30 Tons in 20 foot with 3rd Axle
Length (Trailer Only)	53 feet 0 inches
Width	8 feet 6 inches
Compatibility	Designed to Accept Optional Low Profile Third Flip Axle
Accent Package	Stainless Steel Bumper Insert
Weight	Est. Configured Weight: 20385# +/- 3%

Gooseneck

Gooseneck Design	Narrow Hydraulic Removable Non-Ground Bearing - Swing Radius of 102 inches (11 feet 11 inches overall Gooseneck Length) Set Up for Wetline Operation
Loaded Fifth Wheel Height	Dual Cam Pawl Arm Assembly with 7 Ride Height Positions (50 inches Nominal)
Power Source	Set Up for Wet Line Operation
VIN Plate	Bilingual VIN Plate
Registration/Document Holder	Install Registration/Document Holder

Deck

Framework	All Main Longitudinal Members Fabricated with 100,000# Minimum Yield Steel Flanges with 50,000# Webs
Deck Design	Flat Level Deck Design
Deck Length	32 feet 11 inches Clear Deck Length
Loaded Deck Height	12 inches with 4 inches Ground Clearance Fully Loaded
Crossmembers	On 18-inch Centers
Flooring	1 3/8 inch Nominal Wood (Full Width)
Front Ramps	None - Front of Deck Sloped Top Down to Assist in Loading with Traction Cleats
Extension Brackets	None

Rear Bridge: General

Front Bogie Ramp	Sloped Steel Bogie Ramp (Full Width)
Mini Boom Trough and Traction Cleats	None
Deck to Bogie Connection	Fixed
Covered Rear Bogie	Rear Bogie Platform with 1 1/8 inch Wood Floor
Rear Bogie Height	41.5 inches
Connections for Future Axle Attachment	Air and Electrical Connections to Go Along with Connecting Ears

Rear Bridge: Axles

Number of Axles	2
Axle Capacity	25,000 lb. Nominal Capacity Per Axle - NOTE: GAWR Determined By Suspension Type, Brakes, Tires and Other Components
Axle Spread	50 inches (Between Axles)
Spring Brakes	Spring Brakes (2 Axles)
Dust Shield	None
Hubodometer	None

Rear Bridge: Suspension

Suspension	Air Ride with Automatic Controls
ABS	4S/2M System without Diagnostic Tool and Cable
Ride Height Control	5-Position Mechanical Ride Height Control System
Manual Dump Valve	Manual Dump Valve (Push Pull)
Load Scale	None

Wheels and Tires

Wheels	8.25 x 22.5 LvL One Buffed Outside/Steel Inside - Hub-Piloted
Tires	255/70R 22.5 H Ply OEM Standard
Inflation	None



Detailed Specifications

Lighting

Electrical System	DOT Sealed Beam and Harness with LED Lights and 4-inch Flush Mounted Battery Powered Amber Strobes
Tail Lights	3 Tail Light Package
Marker Lights	6 Marker Lights Per Side Including Mid-Turn
Electrical Receptacle	J560 7-Pin Connector

Paint

Paint	Fontaine Black Polyurethane Enamel
-------	------------------------------------

Miscellaneous

Lash Rings	12 Pair - 24 Total
Flag Holders	2 Pair Flag Holders

Additional Options

Flip Axle	None
Dust Shields on Flip Axle	None

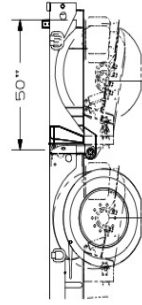
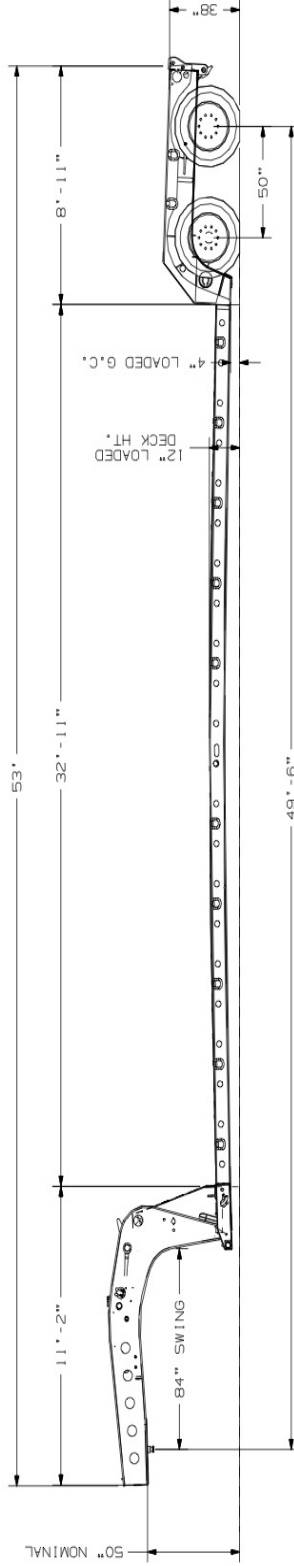
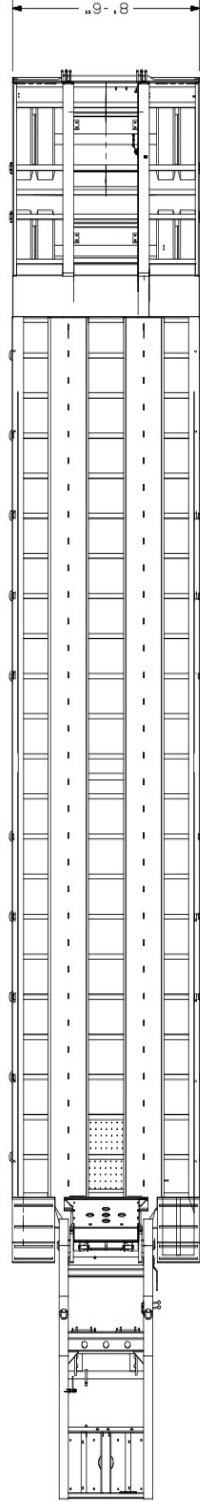
RENEGADE N12



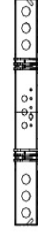
[RENEGADE N12 Base Model](#) (Note: Options not shown)

DISCLAIMER

Specifications are believed to be correct, but may contain errors and/or omissions. Photographs are the representative of the subject equipment but may not be identical. Equipment availability, prices and specifications are subject to change without notice.



OPTIONAL FLIP



REAR VIEW

FONTAINE HEAVY-HAUL
SPRINGVILLE, AL
MODEL #
RENEGADE N12
DRAWING NUMBER
6138

THIS DRAWING IS THE PROPERTY OF FONTAINE HEAVY-HAUL. IT IS TO BE USED ONLY FOR THE PROJECT AND LOCATION SPECIFICALLY IDENTIFIED ON THE DRAWING. IT IS NOT TO BE REPRODUCED, COPIED, OR TRANSMITTED IN ANY FORM OR BY ANY MEANS, ELECTRONIC OR MECHANICAL, INCLUDING PHOTOCOPYING, RECORDING, OR BY ANY INFORMATION STORAGE AND RETRIEVAL SYSTEM. ANY UNAUTHORIZED USE OF THIS DRAWING IS PROHIBITED. FONTAINE HEAVY-HAUL SHALL NOT BE LIABLE FOR ANY DAMAGES, INCLUDING CONSEQUENTIAL DAMAGES, ARISING FROM THE USE OF THIS DRAWING. THE USER OF THIS DRAWING SHALL BE RESPONSIBLE FOR OBTAINING ALL NECESSARY PERMITS AND REGULATIONS FOR THE PROJECT AND LOCATION. FONTAINE HEAVY-HAUL SHALL NOT BE RESPONSIBLE FOR ANY DAMAGES, INCLUDING CONSEQUENTIAL DAMAGES, ARISING FROM THE USE OF THIS DRAWING.