



Hale Trailer Brake & Wheel

A011537-A011542

VIN: 5A2584-5A2589



Detailed Specifications

RENEGADE XN20 (Model: RENLXT40NF*832542)

General

SKU	RENLXT40NF*832542
Capacity	40 Tons in 16-foot Length - GAWR and GVWR Determine Legal Loads
Length (Trailer Only)	53 feet 1 inches (closed); 77 feet 0 inches (open)
Width	8 feet 6 inches
Compatibility	Designed to Accept Optional Third Flip Axle
Accent Package	Stainless Steel Bumper Insert
Weight	Est. Configured Weight: 24165# +/- 3%

Gooseneck

Gooseneck Design	Narrow Hydraulic Removable Non-Ground Bearing - Swing Radius of 102 inches (11 feet 11 inches overall Gooseneck Length) Set Up for Wetline Operation
Loaded Fifth Wheel Height	50-inch Nominal Loaded Fifth Wheel Height with 5 Ride Height Positions
Power Source	Set Up for Wet Line Operation
VIN Plate	Bilingual VIN Plate
Registration/Document Holder	Install Registration/Document Holder

Deck

Framework	All Main Longitudinal Members Fabricated with 100,000# Minimum Yield Steel Flanges with 50,000# Webs
Deck Design	Flat Level Deck Design
Deck Length	32 feet 0 inches Clear Deck Length (closed) - 56 feet 0 inches (open)
Loaded Deck Height	20 inches with 6 inches Ground Clearance
Crossmembers	On 24 inch Centers
Deck Lock	First 5 Spaced Approx. 12 inches; Others Every 50 inches
Flooring	1 3/8 inch Nominal Wood (Full Width)
Recessed Floor Mounted D-Ring Package	None
Front Ramps	None - Front of Deck Sloped Top Down to Assist in Loading with Traction Cleats
Extension Brackets	Outriggers - 16 Pair - 32 Total Removable Swing Type, 1 Pair - 2 Total Removable Hook-On Type

Rear Bridge: General

Front Bogie Ramp	Sloped Steel Bogie Ramp (Full Width)
Mini Boom Trough and Traction Cleats	None
Deck to Bogie Connection	Fixed
Covered Rear Bogie	Rear Bogie Platform with 1 1/8 inch Wood Floor
Rear Bogie Height	41 inches
Connections for Future Axle Attachment	Air and Electrical Connections to Go Along with Connecting Ears

Rear Bridge: Axles

Number of Axles	2
Axle Capacity	25,000 lb. Nominal Capacity Per Axle - NOTE: GAWR Determined By Suspension Type, Brakes, Tires and Other Components
Axle Spread	54.5 inches (Between Axles)
Spring Brakes	Spring Brakes (2 Axles)
Dust Shield	None
Hubodometer	None

Rear Bridge: Suspension

Suspension	Air Ride with Automatic Controls
ABS	4S/2M System without Diagnostic Tool and Cable
Ride Height Control	Automatic/Manual Raise/Lower Control
Liquid Filled Gauge	Included
Load Scale	None

Detailed Specifications

Wheels and Tires

Wheels	8.25 x 22.5 LvL One Buffed Outside/Steel Inside - Hub-Piloted
Tires	255/70R 22.5 H Ply OEM Standard
Inflation	None

Lighting

Electrical System	DOT Sealed Beam and Harness with LED Lights and 4-inch Flush Mounted Battery Powered Amber Strobes
Tail Lights	3 Tail Light Package
Marker Lights	7 Marker Lights Per Side Including Mid-Turn
Special	Not Available on This Model
Electrical Receptacle	J560 7-Pin Connector

Paint

Paint	Fontaine Black Polyurethane Enamel
-------	------------------------------------

Miscellaneous

Lash Rings	12 Pair - 24 Total
Flag Holders	2 Pair Flag Holders

Additional Options

Flip Axle	None
Dust Shields on Flip Axle	None


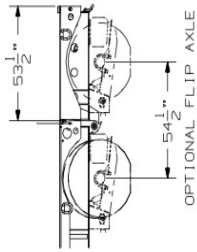
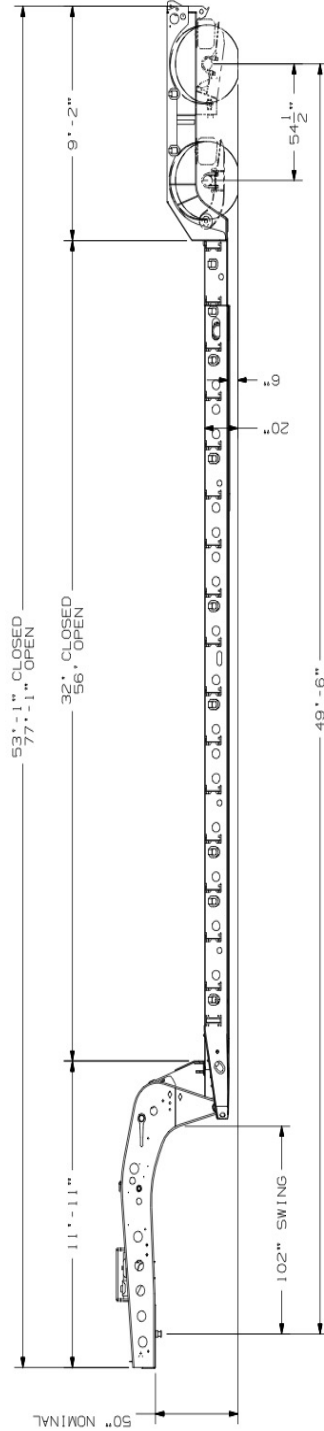
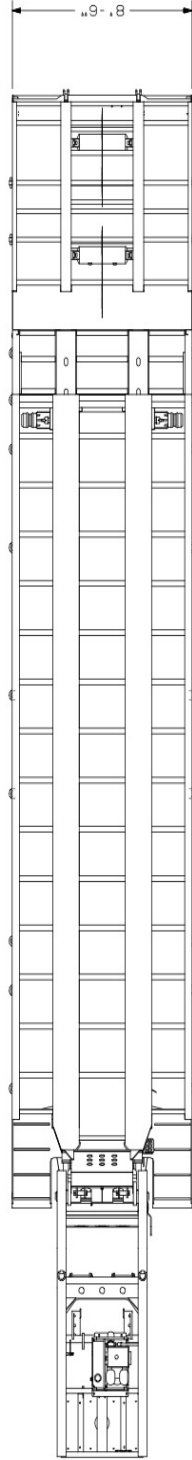
RENEGADE XN20



[RENEGADE XN20 Base Model](#) (Note: Options not shown)

DISCLAIMER

Specifications are believed to be correct, but may contain errors and/or omissions. Photographs are the representative of the subject equipment but may not be identical. Equipment availability, prices and specifications are subject to change without notice.



FONTAINE HEAVY-HAUL
SPRINGVILLE, AL
MODEL #
RENEGADE XN20 32
DRAWING NUMBER
6379

THIS DRAWING IS THE PROPERTY OF FONTAINE HEAVY-HAUL. IT IS TO BE USED ONLY FOR THE PROJECT AND LOCATION SPECIFICALLY IDENTIFIED ON THE DRAWING. ANY REUSE, REPRODUCTION, OR MODIFICATION OF THIS DRAWING WITHOUT THE WRITTEN PERMISSION OF FONTAINE HEAVY-HAUL IS STRICTLY PROHIBITED. FONTAINE HEAVY-HAUL ASSUMES NO LIABILITY FOR ANY DAMAGE OR INJURY RESULTING FROM THE USE OF THIS DRAWING.