



Hale Trailer Brake & Wheel

A011587-A011591

VIN: 5A2618-5A2622



Detailed Specifications

MAGNITUDE 60LCC FLD 26 (Model: MAG60LCC*F*826543)

General

SKU	MAG60LCC*F*826543
Capacity	60 tons in 13-foot length with 125-inch swing and 4 axles close coupled with flipbox deployed; 55 tons in 16-foot length with 125-inch swing with flipbox deployed and 3+1 EQ1 ; 55 tons in 10-foot with 102-inch swing and 4 axles closed coupled - GAWR and GVWR determine legal payloads
Length (Trailer Only)	52 feet 3 inches
Width	8 feet 6 inches
Compatibility	Designed to Accept Optional 51/60 Rear Axle, Spreader, and/or 23-inch Flip Box
Accent Package	None
Weight	Est. Configured Weight: 24293# +/- 3%

Gooseneck

Gooseneck Design	Narrow Hydraulic Removable Non-Ground Bearing - Swing Radius of 102-inches (11ft 11in Overall Gooseneck Length) Set Up for Wetline Operation
Loaded Fifth Wheel Height	Dual Cam Pawl Arm Assembly with 7 Ride Height Positions (50-inches Nominal)
Kingpin	Dual Kingpin at 81 inch and 102 inch Radius
Power Source	Set Up for Wet Line Operation
VIN Plate	Bilingual VIN Plate
Registration/Document Holder	Install Registration/Document Holder

Deck

Framework	All Main Longitudinal Members Fabricated with 100,000# Minimum Yield Steel Flanges with 50,000# Webs
Deck Design	Flat Level Deck (FLD) Design
Deck Length	26 feet 0 inches Clear Deck Length
Loaded Deck Height	18 inches with 6 inches Ground Clearance
Crossmembers	On 23 1/4 inch Centers (Nominal)
Flooring	2 inch Nominal Wood (Side Rails Only)
Front Ramps	Manual Front Approach Ramps Included
Extension Brackets	13 pair - 26 Total Removable Swing Type, 2 Pair - 4 Total Heavy Duty Removable Hook-On Type
Toolbox	2 Fully Covered Trays in Front of Deck Between Mainbeams with Lockable Covers
Hammer Plate	Hammer Plate Installed Over Recessed Crossmembers. Perforated Plate Under Hammer Plate Forming Two Storage Areas. 2 Pair of Lashing Rings Located in Last Two Deck Sections

Rear Bridge: General

Front Bogie Ramp	Included
Boom Trough	V Crossmembers with Bolt-In V Pan
Deck to Bogie Connection	Fixed
Bolsters	Recessed
Covered Rear Bogie	None
Rear Bogie Height	41 inches to Top Flanges- 37 inches to Top of Bolsters
Connections for Future Axle Attachment	Air and Electrical Connections to Go Along with Connecting Ears

Rear Bridge: Axles

Number of Axles	3 Axles
Axle Capacity	25,000 lb. Nominal Capacity Per Axle NOTE: GAWR Determined by Suspension Type, Brakes, Tires and Other Components.
Axle Spread	54.5 inches (Between Axles)
Brakes	16.5 inches x 7 inches with 5.5 inches Autoslacks - Heavy Duty Brake Drums - Outboard Mount
Spring Brakes	None
Dust Shield	None
Hubodometer	None

Rear Bridge: Suspension

Suspension	Air Ride
ABS	None
Third Lift Axle	Air Lift Installed on Third Axle
Chain Lift	None
Ride Height Control	7-Position Mechanical Ride Height Control System
Manual Dump Valve	Manual Dump Valve (Push Pull)
Liquid Filled Gauge	None
Load Scale	None

Wheels and Tires

Wheels	8.25 x 22.5 LVL One Buffed Outside/Steel Inside - Hub-Piloted
Tires	275/70R 22.5 H Ply OEM Standard
Inflation	None



Detailed Specifications

Lighting	
Electrical System	DOT Sealed Beam and Harness with LED Lights and 4-inch Flush Mounted Battery Powered Amber Strobes
Tail Lights	3 Tail Light Package
Marker Lights	3 Marker Lights Per Side Including Mid-Turn
Electrical Receptacle	J560 7-Pin Connector
Paint	
Paint	Fontaine Black Polyurethane Enamel
Miscellaneous	
Lash Rings	19 Pair - 38 Total
Flag Holders	2 Pair Flag Holders
Additional Options	
Flip Box	None
Accent Package Installed on Flip Box	None
Spreader	None
Accent Package Installed on Rigid Spreader	None
Flip Axle	None
Dust Shields on Flip Axle	None
Accent Package Installed on Flip Axle	None
Custom Option #1	Suspension 30K GAWR 24,700

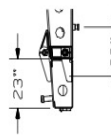
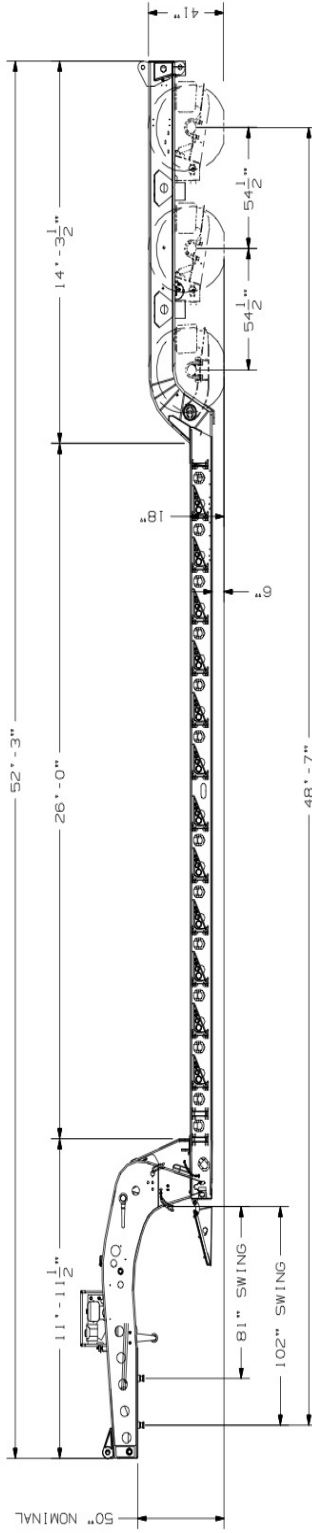
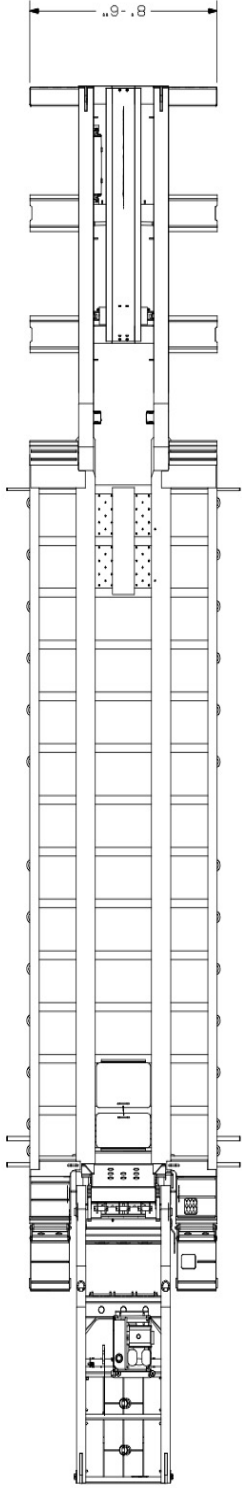
MAGNITUDE 60LCC FLD 26

NO IMAGE AVAILABLE

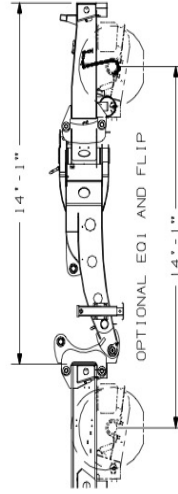
[MAGNITUDE 60LCC FLD 26 Base Model](#) (Note: Options not shown)

DISCLAIMER

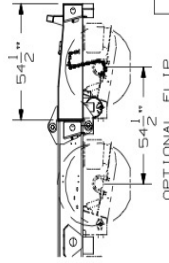
Specifications are believed to be correct, but may contain errors and/or omissions. Photographs are the representative of the subject equipment but may not be identical. Equipment availability, prices and specifications are subject to change without notice.



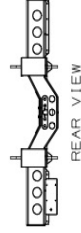
OPTIONAL 23" FLIP BOX



OPTIONAL EO1 AND FLIP



OPTIONAL FLIP

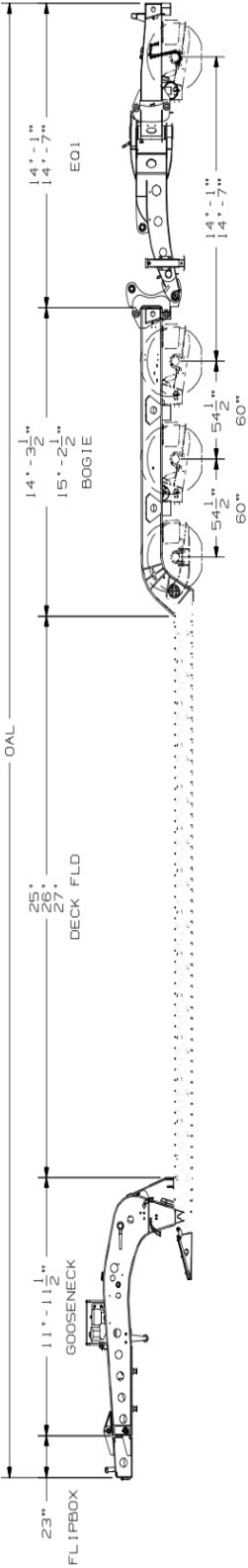


REAR VIEW

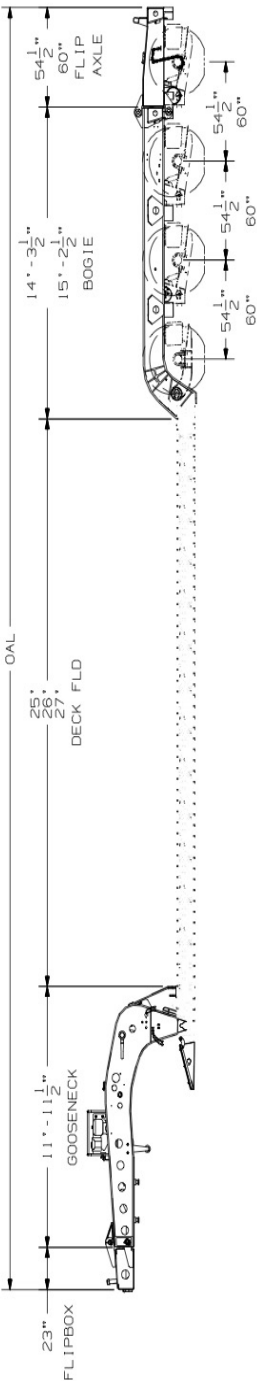
 FONTAINE HEAVY-HAUL SPRINGVILLE, AL	MAG 60LGC FLD 26 DUAL KP
DRAWING NUMBER 6517	

THIS COMPANY AND THE INFORMATION, IN THIS DRAWING, IS NOT TO BE USED FOR ANY OTHER PROJECTS WITHOUT THE WRITTEN PERMISSION OF FONTAINE HEAVY-HAUL. THE COMPANY ASSUMES NO LIABILITY FOR ANY DAMAGE OR INJURY TO PERSONS OR PROPERTY, OR FOR ANY LOSS OF PROFITS, ARISING OUT OF THE USE OF THIS DRAWING.

FLIPBOX	GOOSENECK	DECK FLD	BOGIE	EQ1	OAL
23"	11'-11 1/2"	25'	(54.5") 14'-3 1/2"	(54.5") 14'-1"	67'-3"
23"	11'-11 1/2"	25'	(54.5") 14'-3 1/2"	(60") 14'-7"	68'-8"
23"	11'-11 1/2"	26'	(54.5") 14'-3 1/2"	(54.5") 14'-1"	68'-3"
23"	11'-11 1/2"	26'	(54.5") 14'-3 1/2"	(60") 14'-7"	69'-8"
23"	11'-11 1/2"	27'	(54.5") 14'-3 1/2"	(54.5") 14'-1"	69'-3"
23"	11'-11 1/2"	27'	(54.5") 14'-3 1/2"	(60") 14'-7"	70'-8"



FLIPBOX	GOOSENECK	DECK FLD	BOGIE	FLIP AXLE	OAL
23"	11'-11 1/2"	25'	(54.5") 14'-3 1/2"	54.5"	57'-8 1/2"
23"	11'-11 1/2"	25'	(54.5") 14'-3 1/2"	60"	59'-1"
23"	11'-11 1/2"	26'	(54.5") 14'-3 1/2"	54.5"	58'-8 1/2"
23"	11'-11 1/2"	26'	(54.5") 14'-3 1/2"	60"	60'-1"
23"	11'-11 1/2"	27'	(54.5") 14'-3 1/2"	54.5"	59'-8 1/2"
23"	11'-11 1/2"	27'	(54.5") 14'-3 1/2"	60"	61'-1"



THIS DRAWING AND THE INFORMATION IT CONTAINS ARE THE PROPERTY OF FONTAINE HEAVY-HAUL. IT IS TO BE USED FOR THE PURPOSES SPECIFIED IN THE ORDER. IT IS NOT TO BE REPRODUCED, COPIED, OR TRANSMITTED IN ANY FORM OR BY ANY MEANS, ELECTRONIC OR MECHANICAL, INCLUDING PHOTOCOPYING, RECORDING, OR BY ANY INFORMATION STORAGE AND RETRIEVAL SYSTEM. FONTAINE HEAVY-HAUL ASSUMES NO LIABILITY FOR ANY DAMAGE OR LOSS OF PROFITS, BUSINESS, OR REVENUE, OR FOR ANY SPECIAL, INCIDENTAL, OR CONSEQUENTIAL DAMAGES, INCLUDING ATTORNEY'S FEES, ARISING OUT OF OR IN CONNECTION WITH THE USE OF THIS DRAWING.