



Hale Trailer Brake & Wheel

A011624-A011638

VIN: 5A2681-5A2695



WORKHORSE 55LCC FLD 26 (Model: WKH55LCC*F*826543)

Detailed Specifications		General	
SKU	WKH55LCC*F*826543		
Capacity	55 Tons in 13-foot Length with 4 Axles Close Coupled - GAWR and GVWR Determine Legal Loads		
Length (Trailer Only)	52 feet 10 inches		
Width	8 feet 6 inches		
Compatibility	Designed to Accept Optional 51/60 Rear Axle		
Accent Package	None		
Weight	Est. Configured Weight: 23330# +/- 3%		
Gooseneck			
Gooseneck Design	Narrow Hydraulic Removable Non-Ground Bearing - Swing Radius of 108 inches (12ft 7in overall Gooseneck Length) Set Up for Wetline Operation		
Loaded Fifth Wheel Height	Dual Cam Pawl Arm Assembly with 7 ride height positions (50 inches nominal)		
Kingpin	Removable kingpin at 89 and 108 inch radius		
Power Source	Set Up for Wet Line Operation		
Hydraulic Fittings	OEM Standard 1/2 inch		
VIN Plate	Bilingual VIN Plate		
Registration/Document Holder	Install Registration/Document Holder		
Deck			
Framework	All Main Longitudinal Members Fabricated with 100,000# Minimum Yield Steel Flanges with 50,000# Webs		
Deck Design	Flat Level Deck Design		
Deck Length	26 feet 0 inches Clear Deck Length		
Loaded Deck Height	18 inches with 6 inches Ground Clearance		
Crossmembers	23 1/4 inch		
Flooring	2 inch Nominal Wood (Side Rails Only)		
Front Ramps	Manual Front Approach Ramps Included		
Extension Brackets	13 pair - 26 Total Removable Swing Type, 2 Pair - 4 Total Heavy Duty Removable Hook-On Type		
Toolbox	2 Fully Covered Trays in Front of Deck Between Mainbeams with Lockable Covers		
Hammer Plate	Hammer Plate Installed Over Recessed Crossmembers. Perforated Plate Under Hammer Plate Forming Two Storage Areas. 2 Pair of Lashing Rings Located in Last Two Deck Sections		
Rear Bridge: General			
Front Bogie Ramp	Included		
Boom Trough	V Crossmembers with Bolt-In V Pan		
Deck to Bogie Connection	Fixed		
Bolsters	Recessed		
Covered Rear Bogie	Weld-On Load Bearing Wheel Covers		
Rear Bogie Height	40 7/8 inches to Top Flanges - 36 5/8 inches to Top of Bolsters		
Connections for Future Axle Attachment	Air and Electrical Connections to Go Along with Connecting Ears		
Rear Bridge: Axles			
Number of Axles	3 Axles		
Axle Capacity	25,000 lb. Nominal Capacity Per Axle NOTE: GAWR Determined by Suspension Type, Brakes, Tires and Other Components.		
Axle Spread	54.5 inches (Between Axles)		
Brakes	16.5 inches x 7 inches with 5.5 inches Autoslacks - Heavy Duty Brake Drums - Outboard Mount		
Spring Brakes	None		
Dust Shield	None		
Hubodometer	None		
Rear Bridge: Suspension			
Suspension	Air Ride		
ABS	None		
Third Lift Axle	Air Lift Installed on Third Axle		
Chain Lift	None		
Ride Height Control	7-Position Mechanical Ride Height Control System		
Manual Dump Valve	Manual Dump Valve (Push Pull)		
Liquid Filled Gauge	None		
Load Scale	None		
Wheels and Tires			
Wheels	8.25 x 22.5 LxL One Buffed Outside/Steel Inside - Hub-Piloted		
Tires	275/70R 22.5 H Ply OEM Standard		
Inflation	None		

Detailed Specifications

Lighting	
Electrical System	DOT Sealed Beam and Harness with LED Lights and 4-inch Flush Mounted Battery Powered Amber Strobes
Tail Lights	3 Tail Light Package
Marker Lights	3 Marker Lights Per Side Including Mid-Turn
Electrical Receptacle	J560 7-Pin Connector
Paint	
Paint	Fontaine Black Polyurethane Enamel
Miscellaneous	
Lash Rings	19 Pair - 38 Total
Flag Holders	2 Pair Flag Holders
Additional Options	
Accent Package Installed on Flip Box	None
Accent Package Installed on Rigid Spreader	None
Flip Axle	None
Dust Shields on Flip Axle	None
Accent Package Installed on Flip Axle	None

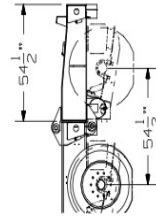
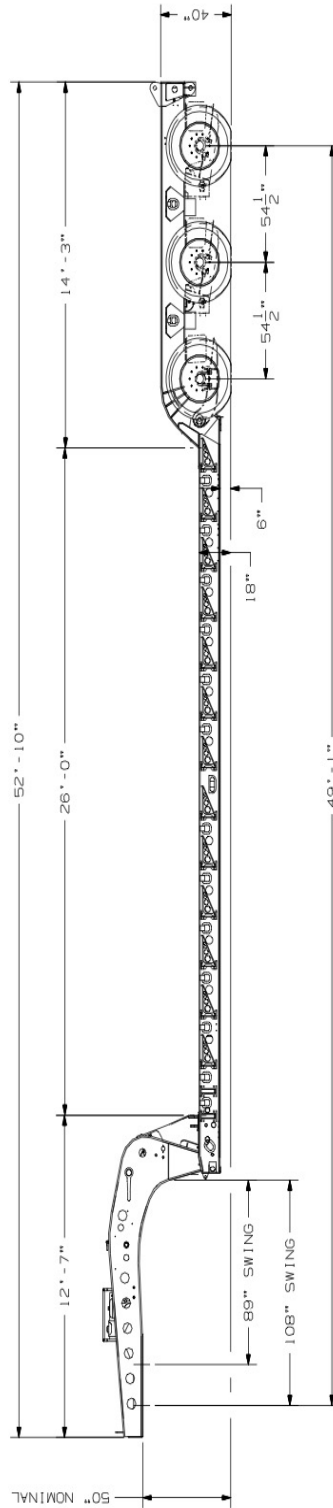

WORKHORSE 55LCC FLD 26



[WORKHORSE 55LCC FLD 26 Base Model](#) (Note: Options not shown)

DISCLAIMER

Specifications are believed to be correct, but may contain errors and/or omissions. Photographs are the representative of the subject equipment but may not be identical. Equipment availability, prices and specifications are subject to change without notice.



FONTAINE HEAVY-HAUL
SPRINGVILLE, AL
WORKHORSE 55LCC FLD
DRAWING NUMBER
6393
26 54

THIS DRAWING IS THE PROPERTY OF FONTAINE HEAVY-HAUL, INC. IT IS TO BE USED FOR THE DESIGN AND CONSTRUCTION OF THE EQUIPMENT ONLY. IT IS NOT TO BE REPRODUCED, COPIED, OR TRANSMITTED IN ANY FORM OR BY ANY MEANS, ELECTRONIC OR MECHANICAL, INCLUDING PHOTOCOPYING, RECORDING, OR BY ANY INFORMATION STORAGE AND RETRIEVAL SYSTEM. ANY UNAUTHORIZED USE OF THIS DRAWING IS PROHIBITED. FONTAINE HEAVY-HAUL, INC. SHALL BE RESPONSIBLE FOR THE DESIGN AND CONSTRUCTION OF THE EQUIPMENT. THE USER SHALL BE RESPONSIBLE FOR THE OPERATION AND MAINTENANCE OF THE EQUIPMENT. THE USER SHALL BE RESPONSIBLE FOR THE SAFETY OF THE EQUIPMENT. THE USER SHALL BE RESPONSIBLE FOR THE PROTECTION OF THE EQUIPMENT. THE USER SHALL BE RESPONSIBLE FOR THE MAINTENANCE OF THE EQUIPMENT. THE USER SHALL BE RESPONSIBLE FOR THE REPAIR OF THE EQUIPMENT. THE USER SHALL BE RESPONSIBLE FOR THE REPLACEMENT OF THE EQUIPMENT. THE USER SHALL BE RESPONSIBLE FOR THE DISPOSAL OF THE EQUIPMENT. THE USER SHALL BE RESPONSIBLE FOR THE RECYCLING OF THE EQUIPMENT. THE USER SHALL BE RESPONSIBLE FOR THE REUSE OF THE EQUIPMENT. THE USER SHALL BE RESPONSIBLE FOR THE REPAIR OF THE EQUIPMENT. THE USER SHALL BE RESPONSIBLE FOR THE REPLACEMENT OF THE EQUIPMENT. THE USER SHALL BE RESPONSIBLE FOR THE DISPOSAL OF THE EQUIPMENT. THE USER SHALL BE RESPONSIBLE FOR THE RECYCLING OF THE EQUIPMENT. THE USER SHALL BE RESPONSIBLE FOR THE REUSE OF THE EQUIPMENT.