

# HALE

## TRAILER

BRAKE & WHEEL

**A014481-A014489**  
**VIN: 84135-84143**

SALES | RENTALS | PARTS | SERVICE

Allentown, PA:	800-383-8894	Jacksonville, FL:	800-828-3055
Baltimore, MD:	888-601-7500	Little Rock, AR:	833-424-8944
Boston, MA:	800-854-5310	Portland, ME:	800-325-4253
Concord, NC:	800-438-2250	Richmond, VA:	866-839-3495
Delmar, DE:	866-486-1400	Scranton, PA:	800-569-1400
Des Moines, IA:	888-673-5011	Springfield, MA:	800-854-5306
Elkton, MD:	800-544-7127	Voorhees, NJ:	866-315-0235

HaleTrailer.com | @haletrailer     

**800-232-6535** \*FINANCING AVAILABLE

## ALUMINUM "BST" PLATFORM TRAILER

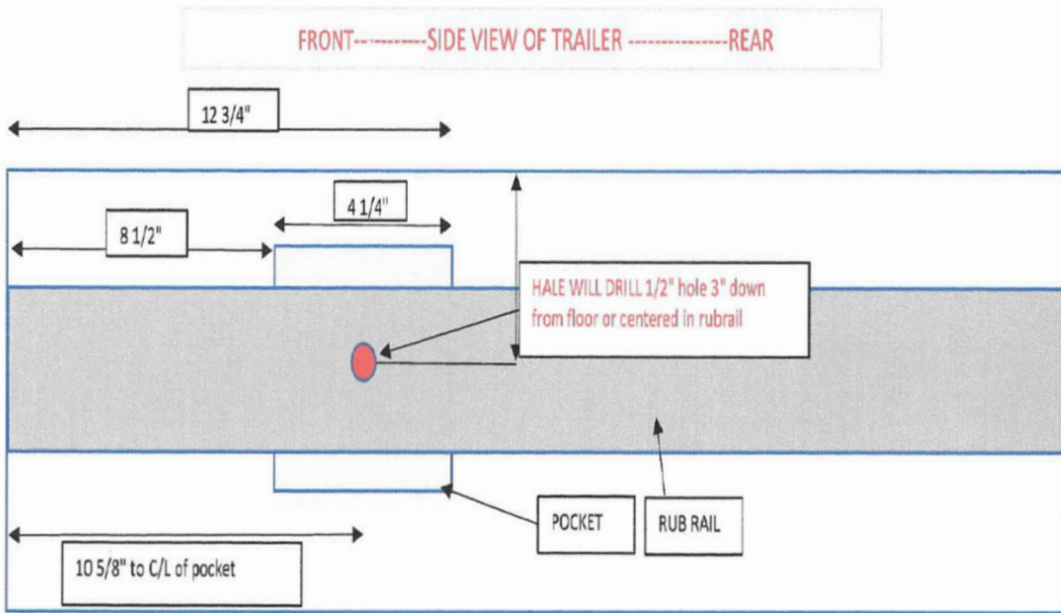
<b>LENGTH:</b>	53'	<b>SUSPENSION:</b>	AAT30K/E2-L-LIFT REAR AXLE SLIDER (2) FRONT AXLE LIFT
<b>WIDTH:</b>	102"	<b>LOWERING KIT:</b>	AUTOMATIC
<b>NOSE:</b>	SQUARE + EXTRA STD 7 WAY CONNECTOR (1)(4)	<b>AXLE TO AXLE:</b>	60" CLOSED AND 121" OPEN
<b>KING PIN SETTING:</b>	30" - 5/16" PLATE - NO ACCESS HOLES	<b>AXLE TO REAR:</b>	CALIFORNIA LEGAL
<b>FLOOR:</b>	KNURLED ALUMINUM 3 NAILERS INTEGRATED SIDE RAIL	<b>LIFT / AXLE:</b>	AXLE #1
<b>XMEMBER SPACING:</b>	16" SPACING	<b>SPACING:</b>	N/A
<b>COIL PACKAGE:</b>	YES (CENTER)-W/ 8 PCS BAR INSERT	<b>F.W. HEIGHT:</b>	49"
<b>SPOOLS:</b>	DOUBLE	<b>CONTROLS:</b>	FRAME SWITCH & ELEC CC WIRED TO AUX. (5)
<b>POCKETS:</b>	HD FRONT TO ACCEPT AERO BH - SEE DWG	<b>AXLES:</b>	TP 23,000 GAWR
<b>ROPE HOOKS:</b>	NONE	<b>AUTO SLACKS:</b>	MERITOR
<b>TIE DOWNS:</b>	TWO TIE DOWN STORAGE PIPES D/S @ LG	<b>BRAKES:</b>	16 1/2" X 7"
<b>MARKER LIGHTS:</b>	LED - 7 PR EA. SIDE	<b>ABS SYSTEM:</b>	4S/2M
<b>MID TURN SIGNAL:</b>	MMTS BELOW RAIL - INBOARD	<b>HUBS:</b>	10 STUD LW STEEL LWBD
<b>FLAT</b> <input checked="" type="radio"/> <b>ANGLED</b> <input type="radio"/>		<b>WHEELS:</b>	8.25 X 22.5 8 HIGH POLISHED
<b>LIGHT PANEL:</b>	LED - 9 LIGHTS (OOO ooo OOO) 1/2 STEPS ON REAR FULL WIDTH BUMPER	<b>TIRES:</b>	11R 22.5 R196A BRIDGESTONE
<b>BULKHEAD:</b>	NONE	<b>LANDING GEAR:</b>	JUST AX150 ALUMILIGHT D/S CRANK FORWARD BRACING (3)
<b>TYPE:</b>		<b>TIRE CARRIER:</b>	ONE - P/S ACCESS MID TRAILER
<b>HEIGHT:</b>		<b>TOOLBOX:</b>	<b>QTY:</b> ONE
<b>RETURNS:</b>		<b>SIZE:</b>	24" X 24" X 60"
<b>MAT'L:</b>		<b>LOCATION:</b>	D/S-AHEAD OF AXLE #1
<b>ACCENT TAPE:</b>	BLACK	<b>MAT'L:</b>	DOUBLE DOOR, SMOOTH ALUMINUM
<b>PAINT:</b>	BLACK SOFTCOAT BLACK ON SUSPENSION	<b>MUDFLAPS:</b>	STD
<b>WINCH TRACK:</b>	STANDARD INTEGRATED RAIL	<b>TYPE:</b>	SILVER PLASTIC
<b>LOCATION:</b>		<b>LOCATION:</b>	ON REAR OF SLIDER BOX + 3/16" ALUMINUM ON TOP OF SLIDER FLAP BENT TOWARD TIRE
<b>WINCHES:</b>	12 - EA. EXTREME ZINC - D/S		
<b>WINCH CLIPS:</b>	12 - EA. SLIDING CLIPS - P/S		
<b>STRAPS:</b>	NONE		

### REMARKS: PRICE SUBJECT TO CHANGE 12 WEEKS PRIOR TO ESTIMATED BUILD DATE

- EXTRA 7 WAY WIRED TO JUNCTION BOX D/S INSIDE FRAME IN FRONT OF AXLE #1.
- 2 POSITION REAR AXLE SLIDER - SLIDER BOX INSIDE MAIN FRAME RAILS. SLIDER BOX AND REAR HANGERS TO BE BLACK SOFTCOAT - GALVANIZED HANGERS ON FRONT AXLE ONLY. **WEIGHT: +/-3%: 10690**
- TRUCKLITE REGISTRATION HOLDER D/S @ LANDING GEAR
- WIRING BACK 3" FROM INSIDE NOSE
- OLD STYLE PLUMBING WITH A POLYCARBONATE BOX

#### DISCLAIMER

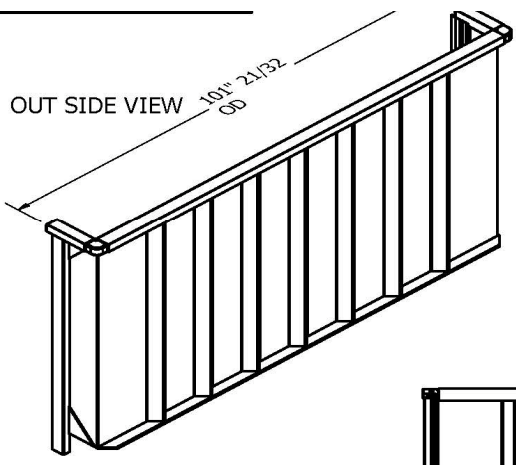
Specifications are believed to be correct, but may contain errors and/or omissions. Photographs are the representative of the subject equipment but may not be identical. Equipment availability, prices and specifications are subject to change without notice.



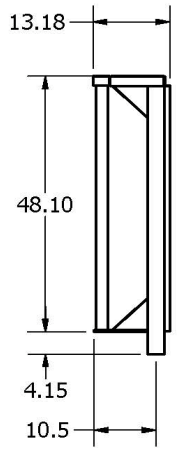
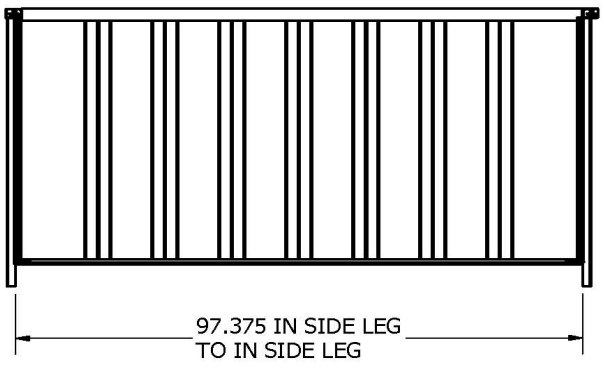
WIRING HARNESS TO BE LOCATED 3" REARWARD OF INSIDE 90 DEGREE ANGLE (STANDARD LOCATION OF HARNESS) ALL THE WAY ACROSS THE FRONT OF THE TRAILER

*Hale Trailer*  
*X J. Davis 4/25/18*  
*X*

**NOTES:**  
 1. DO NOT SCALE DRAWING.  
 2. REMOVE ALL BURRS AND SHARP EDGES.  
 3. INDUSTRY STANDARDS AND PRACTICES MUST BE APPLIED IN FABRICATION OF PARTS.  
 4. PART TO BE FREE FROM SURFACE IMPERFECTIONS OTHER THAN SURFACE FINISH REQUIREMENTS.  
 5. CRITICAL DIMENSIONS ARE INDICATED BY ●  
 6. THIS DRAWING WAS ORIGINATED BY AND IS THE EXCLUSIVE PROPERTY OF AERO INDUSTRIES, INC. AND/OR ITS OWNERS. IT IS NOT AN AUTHORIZATION OR LICENSE TO MAKE THIS CONSTRUCTION OR TO FURNISH THIS INFORMATION TO OTHER PARTIES.



INSIDE VIEW



7	0611-960125	LEG ASSY BULKHEAD ALUM P.S	1
6	0611-960126	LEG ASSY BULKHEAD ALUM D.S	1
5	0611-860132	SUSSET BULKHEAD DOT	4
4	TOP RAIL ASSY 102W		1
3	BOTTOM RAIL ASSY 102W		1
2	860159		1
ITEM	PART NUMBER	DESCRIPTION	QTY

REV	DESCRIPTION	BY	DATE
<b>REVISIONS</b>			

TOLERANCES UNLESS OTHERWISE SPECIFIED	MATERIAL NOTE
DIMENSIONS IN INCHES	
∅ = ± 0.016	
∅ = ± 0.011	
∅∅ = ± 0.020	
∅∅∅ = ± 0.010	
∅∅∅∅ = ± 0.005	
ANGLE = ± 1.0°	
SURFACE = 125	
USED ON	MATERIAL FINISH

P:\INVENTOR 2012\0610\0610-4810210-2.idw

TITLE: BULKHEAD ALUM 48"x102" 10" WRAP

SCALE: 1:1  
 DRAWN BY: MJB  
 APPROVED BY: [Signature]  
 DATE: 4/28/2012

DRAWING NO: 0610-4810210-2  
 SHEET 1 OF 1  
 REV: A

2

1