

HALE TRAILER BRAKE & WHEEL






A018413-A018420

Vin: 007147, 007148, 007150, 007153,
007154, 007157, 007158, 007160



SALES | RENTALS | PARTS | SERVICE

Allentown, PA:	800-383-8894	Jacksonville, FL:	800-828-3055
Baltimore, MD:	888-601-7500	Little Rock, AR:	833-424-8944
Boston, MA:	800-854-5310	Portland, ME:	800-325-4253
Concord, NC:	800-438-2250	Richmond, VA:	866-839-3495
Delmar, DE:	866-486-1400	Scranton, PA:	800-569-1400
Des Moines, IA:	888-673-5011	Springfield, MA:	800-854-5306
Elkton, MD:	800-544-7127	Voorhees, NJ:	866-315-0235

HaleTrailer.com | @haletrailer     

800-232-6535 *FINANCING AVAILABLE

TANK CONSTRUCTION	Description
CAPACITY	ARA
OUTAGE	8500 GALLONS
CODE	1 PERCENT (MINIMUM)
DESIGN PRESSURE	49 CFR 173.247
VENTING	ATMOSPHERIC
TEMPERATURE RATING	ASPHALT TYPE, LIGHT WEIGHT STYLE
MATERIAL-BARREL	400 DEGREEF
SURGE PLATES	5454-H32 ALUMINUM
COMPARTMENTS	(2) ALUMINUM
CAPACITY MARKERS	ONE
INSULATION	3-DISC
ALUMINUM JACKETING	4" FIBERGLASS, 1# DENSITY, NOT COMPRESSED
REAR DISCHARGE VALVE	0.040" SIDE SHEETS/0.060" HEADS
FRONT PUMP-OFF VALVE	6" VALVE W/ 3" LINE & CAMLOCK CAP. INCLUDES 3/4" PORT FOR WASHOUT CONNECTION.
GATE VALVE	3" VALVE W/ SWIVEL & INTERNAL LINE, OUTLET TERMINATING WITH A 3" CAMLOCK ADAPTER & CAP. INCLUDES 3/4" PORT FOR WASHOUT CONNECTION AND 8' HOSE TROUGH ON RH FRONT FENDER.
THERMOMETER	4" AT REAR UNLOADING LINE
MANHOLE	3" DIAL IN WELL W/ PLEXIGLASS COVER
MANHOLE PLATFORM	20" ASPHALT TYPE
DEFLECTOR PAN	4 SIDED, ALUMINUM
MANHOLE OVERFLOW HEATING	BENEATH MANHOLE
SYSTEM	2" EXTERNAL
LADDER	NONE
WALKWAY	ALUMINUM-CURBSIDE
HOSE TROUGH	NONE
TIRE CARRIER	20' ALUMINUM, CURBSIDE
FENDERS	NONE
LIGHTS	ALUMINUM, FRONT & REAR WITH MUDFLAPS ON REAR FENDERS. MANUAL HOLDER ON FRONT ROADSIDE FENDER
GLAD HANDS	L.E.D. TYPE WITH ALUMINUM LIGHT BOXES @ REAR
BUMPER-SPLIT TYPE	LOW MOUNT
BUMPER UNDERRIDE	WITH SLOPING OUTLET
CONSPICUITY MARKING UPPER	ALUMINUM, BOLT-ON
COUPLER	PER DOT REQUIREMENTS
LANDING LEGS	ADJUSTABLE
	2-SPEED, CURBSIDE CRANK WITH HORIZONTAL BRACE BETWEEN LANDING LEGS
LANDING LEGS	HEAVY DUTY LANDING LEG FRAME
LANDING LEGS	MARK V HEAVY DUTY



LANDING LEGS	ADDITIONAL FORWARD BRACING
BOGIE	ALUMINUM
SUSPENSION	INTRAAX AAT25K AIR RIDE TANDEM W/MANUAL EXHAUST ON REAR CROSSMEMBER
SUSPENSION	INSTALL LIFT BRACKETS ON SUSPENSION ARMS FOR FUTURE ADDITION OF LIFT KIT, FRONT AXLE
OIL SEALS	HXS EXTENDED SERVICE PACKAGE
DISC BRAKES	HALDEX DBLT, 25,000 LBS. RATING
ANTI-LOCK BRAKES	2S/2M SYSTEM (2 SENSORS/2 MODULATORS)
AXLES	25,000# BEAM RATING WITH HP BEARINGS, 77 1/2" TRACK
HUBS	DUCTILE IRON
ALUMINUM DISC WHEELS	ACCURIDE 10-HOLE, HUB PILOTED, STANDARD POLISH
TIRES	11R24.5-H
AUTOMATIC TIRE INFLATION SYSTEM	AXLES PREPARED FOR TIREMAAX PRO, SYSTEM NOT INSTALLED
PAINT	STEEL PARTS ONLY-BLACK
CENTER PAINT BAND	14" WIDE BAND-BLACK
PLACARD KIT	SLIDE-IN TYPE W/" HOT" PLACARD, 4 SIDES
SAMPLE VALVE	3/4"
HUBODOMETER	ON DRIVER SIDE REAR AXLE

Etnyre reserves the right to modify pricing on all quotes and orders with material and labor surcharges as needed

DISCLAIMER

Specifications are believed to be correct, but may contain errors and/or omissions. Photographs are the representative of the subject equipment but may not be identical. Equipment availability, prices and specifications are subject to change without notice.