

HALE

TRAILER

BRAKE & WHEEL

GENESIS FRAMELESS DUMP



A019434-A019436
VIN: 86882-86884

SALES | RENTALS | PARTS | SERVICE

Allentown, PA:	800-383-8894	Jacksonville, FL:	800-828-3055
Baltimore, MD:	888-601-7500	Little Rock, AR:	833-424-8944
Boston, MA:	800-854-5310	Portland, ME:	800-325-4253
Concord, NC:	800-438-2250	Richmond, VA:	866-839-3495
Delmar, DE:	866-486-1400	Scranton, PA:	800-569-1400
Des Moines, IA:	888-673-5011	Springfield, MA:	800-854-5306
Elkton, MD:	800-544-7127	Voorhees, NJ:	866-315-0235

HaleTrailer.com | @haletrailer

800-232-6535 *FINANCING AVAILABLE

86882-84

Length	36' (7)	BODY SPECIFICATIONS		Body	
Width	96" - INBOARD	Tarp	NONE	Accessories	NONE
Side Height	64" SOLID	Bow Holders	NONE		
Top Rail	9" DUMP STYLE	Tarp Bows	NONE		
Side Matl-front	4' ---- .100 MAT'L	Tarp Basket	NONE		
-middle	26' ---- .140 MAT'L	Tarp Hooks	NONE		
-rear	6' ----- .180 MAT'L	Bulkhead Mat'l	3/16" MAT'L	TAILGATE	
Side Options	NONE	Bulkhead	5" SLOPE PLATES	Height	FULL
Floor Mat'l	1/4" FULL	Options	D/S-MANDOOK (5)(11)	Mat'l Thkness	.140 GENESIS MAT'L
		Body Fenders	SQUARE OFF	Slope	NONE
Crsnbr Spacing	12" SPACING	Ladders (Out)	LAST PANEL D/S	Hinges	OVERSLUNG
	10" SPACING IN SUBFRAME			Side Swing	YES W/ GRND CONTROL P/S
Floor Options	NONE	Inside	NONE	Gate Seal	RUBBER
		Shovel Hgr	ONE-INSIDE ON P/S OF	Safety Latch	1 EA SIDE / 12" UP
Tailgate Control	FRAME SWITCH+ELEC CC		DOGHOUSE	Coal/Grain Door	NONE
Body Pkg		Light Panel	LED OOOOX ooo XOOOO (18)	Coal Chute	NONE
Options			X= LED BACK UP LIGHTS	Gate Options	REMARK (9)(13)
Vibrator	NONE	Marker Lights	14-Pr. TOP + BOTTOM -LED(16)		
Mudflaps	STD + ACROSS REAR + ACROSS SUBFRAME (3)	MMTS	LED IN DRAFT ARM COVER		
		Apron	NONE		

CHASSIS SPECIFICATIONS

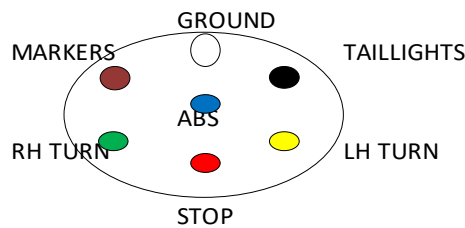
Model	TRIDEM- 1 FIXED & 2 FRNT LIFT	ABS	2S / 1M	Tire Carrier	NONE
Length	EXTENDED SUBFRAME(1)			Landing Gear	JOST HX-150 D/S CRANK
Width	96"				
Draft Arms	ALUMINUM	Independ. Susp(s)	NONE		
Hoist	8-5-265 Top & Btm Rmt Grsr REMARK (5)(14)	Distance:		Elec Coupler	7-WAY + STD 7-WAY-REF DRW-LABEL ACCESSORY
King Pin Setting	16"	From:			
			LIFT KIT ON CENTER & FRONT	Hyd Hose Fitting	WINGNUT
5th Whl Ht	50"	Controls	AXLE FRAME SWITCH + ELEC C BRAKE RELEASE VALVES(2) FRAME SWITCHES IN	Hyd Hose Length	108"
Rear Axle Setting	21-1/2"	Location	WEATHERPROOF BOX D/S (6)	Tow Hooks	YES - 1 EACH SIDE
K/P To Rear Axle	418-1/2"	Axle(s)	SUBFRAME AHEAD OF MOST FORWARD AXLE	Paint	BLACK
Suspension	AAT30K / E-3 L(LIFT) E-2-1	Accessories		Chassis	MUDFLAP ACROSS REAR
Susp Control	FRAME SWITCH+ELEC CC	Brakes		Options:	80,000 GVWR
Susp Spacing	52" - 52" (2)(6)	Drums			
Susp Options	GALVANIZED HANGERS	Hubs			BOLT ON TRANSPORT STRAPS
Springs	AIR	Wheels			REMARK (12)(13) (17)
Axles	TP SPINDLES	Tires			
Accessories	GREASED HUBS				
Brakes	HENDR. MAXX 22 T ADB				
Drums	HXL-5 WHEEL END				
Hubs	10 STUD STEEL NOTE (4)				
Wheels	8.25 X 24.5 ALUM 6 HP/6 MP				
Tires	11R 24.5 HSR2 16-PLY CONT (8)				

REMARKS: PRICING SUBJECT TO CHANGE 12 WEEKS PRIOR TO ESTIMATED BUILD TIME

1. EXTEND SUBFRAME AN EXTRA 24"
2. LIFT KIT ON CENTER AXLE AND FRONT AXLE - AXLES WILL NOT LIFT EVENLY AND CUSTOMER IS AWARE - USE CROSSOVER KIT
3. FLAP ACROSS SUBFRAME AHEAD OF AXLE #1 -MUDFLAP TO BE MOUNTED 4" FORWARD OF STANDARD POSITION.
4. WHEEL GUARD INSULATORS BETWEEN HUBS & INSIDE ALUM WHEELS / HIGH POLISH MTD INSIDE - MIRROR POLISH MTD OUTSIDE
5. HOIST ACCESS TO BE AT INSIDE OF TRAILER AT THE REAR OF THE DOGHOUSE - NO OUTSIDE ACCESS HOLE
6. SEPARATE FRAME SWITCH AND SEPARATE ECC FOR EACH LIFT AXLE
7. ALL EAST LOGOS TO BE DECALS ONLY-NO WELD ON LOGOS
8. TIREMAXX PRO ON ALL AXLES - MOUNTED ON P/S SUBFRAME LIKE TRAILER 78145 (SEE PIC ATTACHED)
9. LATCH BAR GREASE ZERKS-REMOTE ZERKS TO D/S MANIFOLD
10. ALL FRAME SWITCHES IN BOX LOCATED @ D/S SUBFRAME
11. STEP BELOW MANDOOR TO BE KNURLED STEP (073-20176-01)
12. RIGHT WEIGH OIL FILLED GAUGE (LBS)(FLUSH MOUNT) ON D/S OF FRONT COUPLER PLATE
13. REMOTE GREASE ZERKS IN D/S MANIFOLD FOR GATE LATCHES
14. REMOTE GREASE ZERK FOR TOP OF HOIST TO D/S FACING FORWARD
15. **MAXIMUM AMOUNT OF CLEARANCE ON LIFT AXLES.**
16. **MARKER LIGHTS TO BE TRUCKLITE CLEAR LENS GROMMET.**
17. **MOUNT ONE BOXED IN WORK LIGHT- LED FLOOD LIGHT TRUX FLOOD LIGHT TLED-U16 JUST REAR OF PIVOT BRACKET FACING TIRES AND ANGLED OUTWARD.**
18. **REF DRAWING FOR FUNCTIONS. STANDARD MODEL 30 TRUCKLITE ID LIGHTS. THE FOUR OUTER LIGHTS ALL TO BE TRUX S/T/T 4" LIGHT TLED 4 X 40. THE FIFTH INNER LIGHT TO BE BACK UP ONLY TRUX 4" FLOOD LIGHT TLED-U16.**

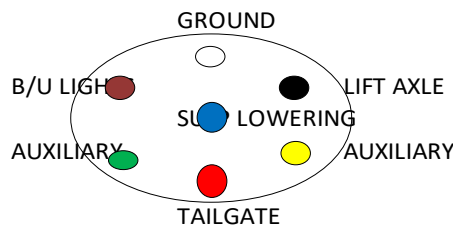


STD 7 WAY

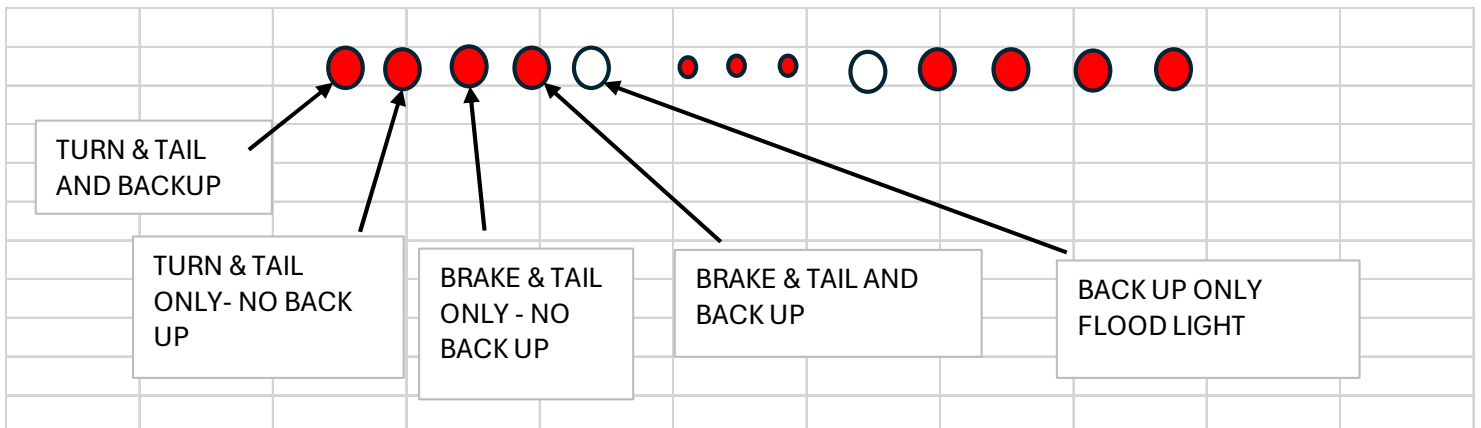


- | | |
|--------|------------|
| GREEN | RH TURN |
| RED | STOP |
| YELLOW | LH TURN |
| BLACK | TAILLIGHTS |
| BROWN | MARKERS |
| WHITE | GROUND |
| BLUE | ABS |

EXTRA STD 7 WAY



- | | |
|--------|--------------------|
| GREEN | AXLE #2 |
| RED | GATE |
| YELLOW | SUSPENSION EXHAUST |
| BLACK | SPARE |
| BROWN | B/U LIGHTS |
| WHITE | GROUND |
| BLUE | AXLE #1 |



DISCLAIMER

Specifications are believed to be correct, but may contain errors and/or omissions. Photographs are the representative of the subject equipment but may not be identical. Equipment availability, prices and specifications are subject to change without notice.