

HALE

TRAILER






BRAKE & WHEEL



A020775-A020780
VIN: 43799-43804

SALES | RENTALS | PARTS | SERVICE

Allentown, PA:	800-383-8894	Jacksonville, FL:	800-828-3055
Baltimore, MD:	888-601-7500	Little Rock, AR:	833-424-8944
Boston, MA:	800-854-5310	Portland, ME:	800-325-4253
Concord, NC:	800-438-2250	Richmond, VA:	866-839-3495
Delmar, DE:	866-486-1400	Scranton, PA:	800-569-1400
Des Moines, IA:	888-673-5011	Springfield, MA:	800-854-5306
Elkton, MD:	800-544-7127	Voorhees, NJ:	866-315-0235

HaleTrailer.com | @haletrailer     

800-232-6535 *FINANCING AVAILABLE

Model:T(4)-55CC-HRG-T1
Capacity in tons: 55

1. GOOSENECK

Gooseneck design
 Loaded 5th wheel height
 Swing radius
 Alternate kingpin
 Support cylinder
 Power source
 Gooseneck locks
 Electrical receptacle
 Additional gooseneck specifications

RATCHET
 52"
 108"
 Removable kingpin stations for 108" and 90" swing radius
 Hydraulically operated with 4" x 3" cylinder mount cross member
 Hydraulic couplings: 3/4" fixed at front of gooseneck
 RATCHET
 SEVEN pin connector
 1) Aluminum diamond cover plate
 2) Formed aluminum diamond plate light bar mounted in gooseneck base with 4 LED stop/tail/turn lights and 2 clear work lights wired to marker light circuit with on/off switch
 3) Fully enclosed chain bar with aluminum diamond plate and lockable hinged lid (paddle latches)
 4) Full penetration weld on gooseneck gusset
 5) Base pivot tube reinforcement

2. DECK

Deck section design
 Deck section length
 Deck section width
 Loaded road clearance
 Loaded deck height
 Flooring
 Mainbeams
 Gooseneck/deck connection
 Deck/rear bridge connection
 Outriggers
 Additional deck specifications

Four beam
 26'-0" (25'-6" clear)
 8'-6"
 6"
 18"
 2" apitong secured with deck screws; no lumber between main beams
 12" T-1A
 Horizontal pin and plate with remote lock
 Fixed/welded
 12" swinging/removable with double hook-on at front of deck
 Bucket well, recess last 4 deck cross members in deck between main beams and cover with 1/4" plate
 With plate and traction bars
 32" with smooth plate and traction bars
 Between main beams 1st deck section at front and last deck section at rear, in front of bucket well

3. REAR BRIDGE

Rear bridge section width
 Loaded rear bridge height
 Number of axles
 Axle capacity
 Axle spacing
 Brakes
 Anti-lock brake system

8'-6"
 41"
 3
 25,000# - GAWR = 24,700#
 54"
 16-1/2" X 7" air actuated with spring brakes on one axle
 None required - GVWR is greater than 120,000#

Wheels	Ten (10) stud; 285.75mm B.C. aluminum/steel disc hub piloted system with oil seals, inner wheels steel with outer aluminum wheels polished
Tires	Twelve (12) 275/70R22.5 (H) 16PR radials
Suspension	Ridewell air
Suspension options	<ol style="list-style-type: none"> 1) Over ride chains on all axles 2) Talbert manual raising and lowering (+3", -3") 3) Air lift on axle 3 4) Manual exhaust 5) Liquid filled air gauge mounted in 2nd axle curb side air bag with decal
Rear Bridge Center Section	Boom well, cross members recessed - recess 1st member additionally
Wide center bolster	With chain slots & flag holder slots
Rear half bolster	Rear of axle 3 with flag holder slots
Front bridge ramp	Sloped to deck outside of main beams with plate and traction bars
Rear bridge fenders	3/8" floor plate over tires only
Additional rear bridge specifications	<ol style="list-style-type: none"> 1) Omit 1st cross member in rear bridge section (shock mount cross member) for open boom well 2) Connections for future 4th axle
4. GENERAL	
Lights and wiring	<p>12 volt system with the following:</p> <p>All lights to be LED including mid-turn, excluding license plate light</p> <p>All marker/I.D. lights to be 3/4" bullet style</p> <p>1 marker each side of gooseneck at front</p> <p>3 markers each side of deck including mid-turn</p> <p>4 combination (2 PER SIDE) stop/turn/tail and back-up lights, back-up lights wired to switch on marker light circuit</p> <p>Rear bridge work light (ref. UP38552 - SN42977) mounted on front side of first recessed cross member wired to switch at rear on marker light circuit</p> <p>Strobe lights with switch at rear of axle 3</p> <p>Battery back-up system with switch to flash all marker/tail lights and strobes</p>
Paint	Valspar standard Talbert black, R-Cure 800 series paint with ZINC RICH primer
Lash rings	<p>26 total -</p> <p>6 each side of deck (bent style), 12 total</p> <p>2 each side between deck main beams in the first two deck sections (bent style), 4 total</p> <p>2 each side mounted on side of deck bucket well plate in-line with the last two cross members of deck (bent style), 4 total</p> <p>1 each bolster and half bolster end (straight style), 6 total</p>
Estimated empty weight	24,190#
Design notes	Not reinforced for spread axle capabilities
Additional general specifications	None

DISCLAIMER

Specifications are believed to be correct, but may contain errors and/or omissions. Photographs are the representative of the subject equipment but may not be identical. Equipment availability, prices and specifications are subject to change without notice.