

# HALE

## TRAILER





### BRAKE & WHEEL



**A028373-A028375**  
**VIN: 46696-46698**

#### SALES | RENTALS | PARTS | SERVICE

<b>Allentown, PA:</b>	<b>800-383-8894</b>	<b>Little Rock, AR:</b>	<b>833-424-8944</b>
<b>Baltimore, MD:</b>	<b>888-601-7500</b>	<b>Portland, ME:</b>	<b>800-325-4253</b>
<b>Concord, NC:</b>	<b>800-438-2250</b>	<b>Raleigh, NC:</b>	<b>833-418-9777</b>
<b>Delmar, DE:</b>	<b>866-486-1400</b>	<b>Scranton, PA:</b>	<b>800-569-1400</b>
<b>Des Moines, IA:</b>	<b>888-673-5011</b>	<b>Springfield, MA:</b>	<b>800-854-5306</b>
<b>Elkton, MD:</b>	<b>800-544-7127</b>	<b>Voorhees, NJ:</b>	<b>866-315-0235</b>
<b>Jacksonville, FL:</b>	<b>800-828-3055</b>	<b>Walpole, MA:</b>	<b>800-854-5310</b>

haletrailer.com | @haletrailer     

**800-232-6535** \*FINANCING AVAILABLE

Base Model #: DF53 x 102 Air Closed Tandem (Set Like A 48ft Trailer)  
 Serial #: 46696 - 46698  
 components description  
 CAPACITY Standard Beam Pkg - 80,000 GVWR (60,000 in 10' Span)  
 OVERALL LENGTH 53'  
 UPPER DECK LENGTH 10'6"  
 LOWER DECK LENGTH 42'-6" Length = Front 41", Center 42" Rear 40" Heights OVERALL  
 WIDTH 8' 6"  
 KING PIN SETTING 24" - Tapered Front  
 UPPER COUPLER PLATE 1/4"  
 UPPER COUPLER HEIGHT 48"  
 BULKHEAD Removable Steel - 48" - No Side Return - 4 Posts DOT - (+387#)  
 MAIN FRAME 26" Fab.-PreCamb.I-Beams-(80K Pkg)  
 SIDE RAILS 6" - 6.5# Per Foot  
 TOP DECK FLOOR SILLS 4" Steel I-Beam - 18" O.C.  
 LOWER DECK FLOOR SILLS 4" Steel I-Beam 12" O.C. HD Pkg  
 COIL HAUL PACKAGE None  
 FLOOR DECKING 1-1/2" Apitong -(+350#)  
 WINCHES 12  
 STRAPS 12-4" Wide X 30' Strap w/Flat End Hook (+54#)  
 WINCH TRACK Steel Slide Entire Length of Drivers Side  
 LANDING GEAR Holland Mark "V"  
 SUSPENSIONS Air Ride - Hendrickson Intraax - 23K - 2 Axles  
 SUSPENSION LOCATION Set Like A 48ft Trailer  
 AXLES (2) 23K Capacity - Type 30 Chambers - Auto Slacks - ABS - 22.5 Tires (1463#) AXLE  
 SPACING 49" (+35#)  
 LIFT AXLE None  
 DUMP VALVE None  
 SCALES None  
 PARKING BRAKES All Axles  
 ABS SYSTEM Wabco ABS System 2S/1M  
 DUST SHEILDS None  
 WHEELS Disc - Hub Piloted - 22.5 - Steel (672#)  
 TIRES 255/70R 22.5 - Double Coin  
 TIRE INFLATION SYSTEM None  
 ANTI-SAIL MUD FLAPS Behind Rear Axle  
 STAKE POCKETS 24" O.C. Sides & 4 Across Front, 5 Across Rear  
 PIPE SPOOLS Double  
 RUB BAND STEEL 3/8" X 2-1/2" Recessed for DOT Tape  
 DOCK BUMPERS Rubber Inboard  
 CARGO TIE DOWN None  
 CONTAINER TWIST LOCKS NONE  
 TIRE CARRIERS None  
 TOOLBOX MATERIAL None  
 TOOLBOX TYPE None  
 TOOLBOX LOCATION None  
 LIGHTS Grote Ultra Blue Sealed Wiring Harness- 2 Micros Per Side & Mid Turn-3/3/3 Rear  
 CUSTOM LIGHTS None  
 PAINT Custom  
 \*\*Ref SN #33526.\*\*  
 \*\*Creamer Brown 200.\*\*  
 \*\*7X-6227.\*\*  
 Ref # 33526

#### DISCLAIMER

Specifications are believed to be correct, but may contain errors and/or omissions. Photographs are the representative of the subject equipment but may not be identical.  
 Equipment availability, prices and specifications are subject to change without notice.