



Hale Trailer Brake & Wheel

072447-072468

ALUMINUM "BST" PLATFORM TRAILER

LENGTH:	48'	SUSPENSION:	AAT25K / E2-1 w / "K" BRACING GALVANIZED HANGERS & SOFT COAT PAINT
WIDTH:	102" (1)	LOWERING KIT:	AUTOMATIC
NOSE:	SQUARE + EXTRA 6-WAY CONNECTOR (1) (3)	AXLE TO AXLE:	121"
KING PIN SETTING:	30" - 5/16" PLATE	AXLE TO REAR:	30"
FLOOR:	KNURLED 3 NAILERS INTEGRATED RAIL	LIFT / AXLE:	NONE
XMEMBER SPACING:	16"	SPACING:	
COIL PACKAGE:	YES - 8 PCS BAR INSERTS	F.W. HEIGHT:	49"
SPOOLS:	DOUBLE	CONTROLS:	
POCKETS:	HD FRONT TO ACCEPT AERO BH SEE DWG	AXLES:	TP SPINDLES - 23,000 # RATING
ROPE HOOKS:	NONE	AUTO SLACKS:	STD
TIE DOWNS:	10 PR J-HOOKS + STORAGE - TWO D/S @ LG	BRAKES:	16-1/2" x 7"
MARKER LIGHTS:	LED - 6 EACH SIDE ON RAIL + MID TURN SIGNAL: LED COMBO MARKER / MMTS BELOW RAIL	ABS SYSTEM:	4S / 2M
LIGHT PANEL:	LED - STD 9 LIGHTS 000 000 000 1/2 STEPS ON REAR FULL WIDTH BUMPER	HUBS:	10 STUD LWSTEEL / LW DRUMS LIGHTWEIGHT BRAKE DRUMS
BULKHEAD:	TYPE: NONE HEIGHT: RETURNS: MAT'L:	WHEELS:	8.25 x 22.5 ALUMINUM 4 CLEAN BUFF / 4 POLISHED
ACCENT TAPE:	BLACK	TIRES:	11R 22.5 R196 14 PLY BS
PAINT:	BLACK SOFT COAT BLACK SOFT COAT ON SUSPENSIONS	LANDING GEAR:	2 SPEED JOST ALUMINUM AX150 D/S CRANK (2) FORWARD BRACING
WINCH TRACK:	INTEGRATED BOTH SIDES	TIRE CARRIER:	MTNG BRKTS ONLY MID TRAILER- P/S ACCESS
LOCATION:		TOOLBOX:	QTY: ONE SIZE: 24" x 24" x 60" LOCATION: D/S BETWEEN AXLES MAT'L: AERO DOUBLE DOOR - SMOOTH SHEET LO-MOUNT FOR WINCH CLEARANCE
WINCHES:	12 STEEL SLIDING - D/S	MUDFLAPS:	STD
WINCH CLIPS:	12 ALUM SLIDING - P/S	TYPE:	SILVER PLASTIC
STRAPS:	NONE	LOCATION:	ON REAR

REMARKS:

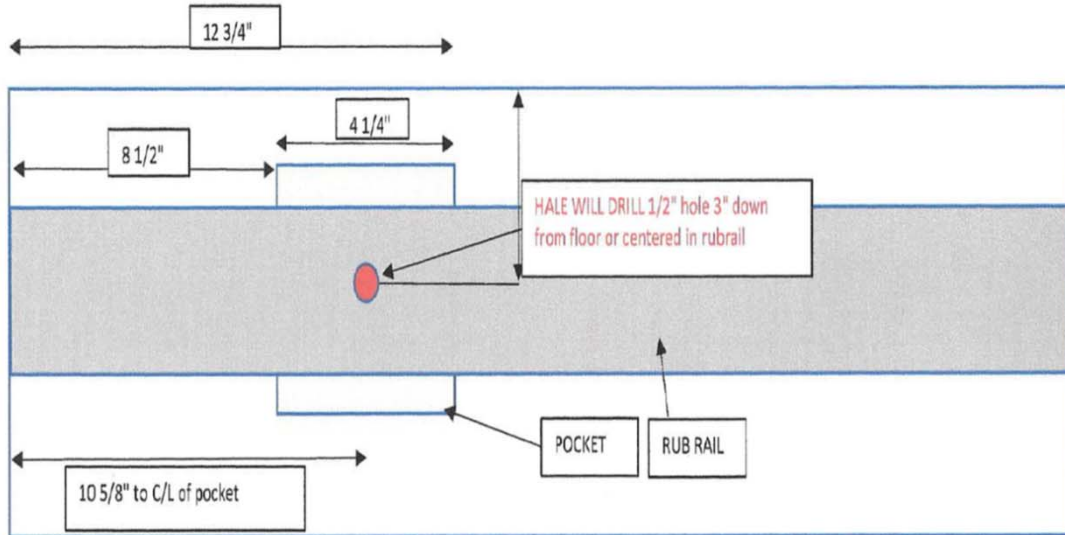
- EXTRA 6-WAY WIRED TO JUNCTION BOX D/S INSIDE FRAME IN FRONT OF MOST FORWARD AXLE
- TRUCKLITE REGISTRATION HOLDER D/S AT LANDING GEAR
- WIRING BACK 3" FROM INSIDE NOSE - SEE PICTURE

WEIGHT: 9356

DISCLAIMER

Specifications are believed to be correct, but may contain errors and/or omissions. Photographs are the representative of the subject equipment but may not be identical. Equipment availability, prices and specifications are subject to change without notice.

FRONT-----SIDE VIEW OF TRAILER -----REAR



ELECTRICAL HARNESS TO BE BELOW OR ABOVE 1/2" HOLE



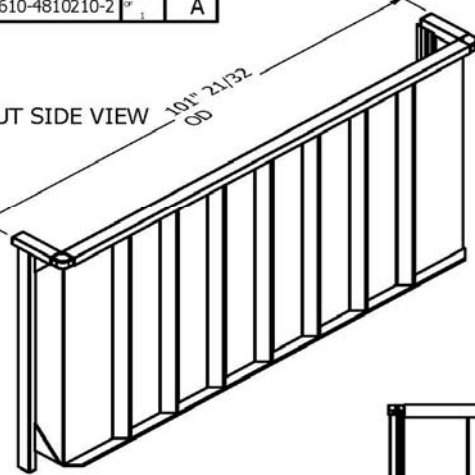
WIRING HARNESS TO BE LOCATED 3" REARWARD OF INSIDE 90 DEGREE ANGLE (STANDARD LOCATION OF HARNESS) ALL THE WAY ACROSS THE FRONT OF THE TRAILER

Hale Trailer
X gibbs 4/25/18
X _____

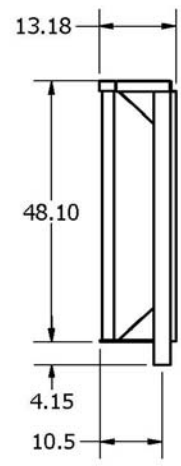
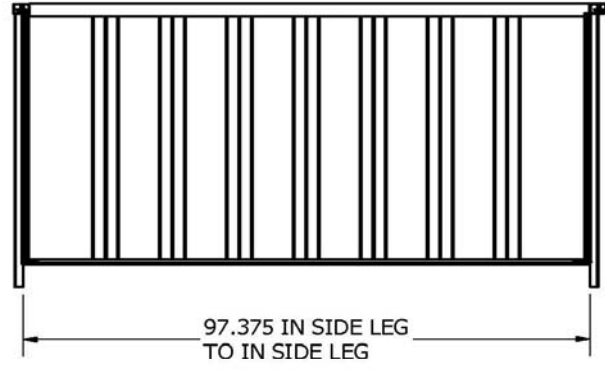
SIZE	DRAWING NO.	SHEET	REV
A	0610-4810210-2	1	A

- NOTES:**
1. DO NOT SCALE DRAWING.
 2. REMOVE ALL BURRS AND SHARP EDGES.
 3. INDUSTRY STANDARDS AND PRACTICES MUST BE APPLIED IN FABRICATION OF PARTS.
 4. PART TO BE FREE FROM SURFACE IMPERFECTIONS OTHER THAN SURFACE FINISH REQUIREMENTS.
 5. CRITICAL DIMENSIONS ARE INDICATED BY ●.
 6. THIS DRAWING WAS ORIGINATED BY AND IS THE EXCLUSIVE PROPERTY OF AERO INDUSTRIES, INC. AND/OR ITS OWNER. IT IS NOT AN AUTHORIZATION OR LICENSE TO MAKE THIS CONSTRUCTION OR TO FURNISH THIS INFORMATION TO OTHER PARTIES.

OUT SIDE VIEW



INSIDE VIEW



97.375 IN SIDE LEG TO IN SIDE LEG

P:\INVENTOR 2012\0610\0610-4810210-2.idw

7	0611-960125	LEG ASSY BULKHEAD ALUM P.S	1
6	0611-960126	LEG ASSY BULKHEAD ALUM D.S	1
5	0611-860132	GUSSET BULKHEAD DOT	4
4	TOP RAIL ASSY 102W		1
3	BOTTOM RAIL ASSY 102W		1
2	860159		1
ITEM	PART NUMBER	DESCRIPTION	QTY

TOLERANCES UNLESS OTHERWISE SPECIFIED		MATERIAL NOTE	
DIMENSIONS IN INCHES			
.125 = ± .125			
.063 = ± .032			
.031 = ± .016			
.016 = ± .008			
.008 = ± .004			
ANGLE = ± .125°			
SURFACE = 125			
USED ON	MATERIAL FINISH		
		BULKHEAD ALUM 48"x102" 10" WRAP	
SCALE	DRAWN BY	APPROVED BY	DATE
1:1	MJB		8/28/2012
SIZE	DRAWING NO.	SHEET	REV
A	0610-4810210-2	1	A

REV	DESCRIPTION	BY	DATE
REVISIONS			