

HALE

TRAILER






BRAKE & WHEEL



024158
VIN: 32420

SALES | RENTALS | PARTS | SERVICE

Allentown, PA:	800-383-8894	Little Rock, AR:	833-424-8944
Baltimore, MD:	888-601-7500	Portland, ME:	800-325-4253
Concord, NC:	800-438-2250	Raleigh, NC:	833-418-9777
Delmar, DE:	866-486-1400	Scranton, PA:	800-569-1400
Des Moines, IA:	888-673-5011	Springfield, MA:	800-854-5306
Elkton, MD:	800-544-7127	Voorhees, NJ:	866-315-0235
Jacksonville, FL:	800-828-3055	Walpole, MA:	800-854-5310

haletrailer.com | @haletrailer     

800-232-6535 *FINANCING AVAILABLE

A. DESIGN INFORMATION

Overall length 53 ft.
 Frame Rating 80,000# Distributed Frame Capacity- GAWR and Tire Ratings
 Determine Legal Payloads
 Framework Hi-Tensile Steel flanges and webs with Structural Steel Siderails-
 DOT Rated front skirt
 Width 102 in.
 Misc Surcharge Steel

B. PLATFORM

Flooring 1-1/8 in. apitong; (2) 5/16 in. fasteners per board per crossmember
 Crossmembers Single piece full width (except in neck area) 4 in. x 3.19# All Steel
 I-beams on 12 in. c/c
 Side Rails 6 in. @ 8.2# All Steel Structural Channel
 Stake Pockets Steel on 24 in. c/c on sides; 4 F-5 type pockets on front; 5 pockets
 on rear. Pipe spools located between pockets on sides and rear
 Rubrail 2-1/2 in. rolled formed steel on sides and rear with recess for
 conspicuity tape
 Main Beams Hi-Tensile steel fabricated I-Beam, top flanges 3/8 in. x 6 in.,
 bottom flanges 1/2 in. x 5 in. (Min. 130)
 Kingpin 36 in. kingpin setting with sloped upper coupler plate
 Loaded fifth wheel height 49 in
 Landing gear 2 speed, square leg with 10 in square cushion foot
 Knee Braces Formed with triangular cut-outs
 Bulkhead Pockets F-5 Type Steel

C. UNDERCARRIAGE

Number of axles 2
 Axle Spindle Tapered
 Brakes Quick change feature; spring brakes with auto slacks
 ABS 2S/1M (no tool or cable) wired to center pin *Change request for this order included: (8)
 Axle spread Closed Tandem 49 in. (1 set mudflaps) 24.5 x 8.5 Steel Disc Wheels, (8) 11R 24.5
 Hub and Drums 10 Hole Hub Piloted - Outboard Cast Drums O.E.M Tires, (1) Steel Flat Bulkhead with Tie
 Wheel Ends Oil in hubs down Assembly
 Wheels 8.25 x 22.5 -10 Hole Steel Disc
 Tires 295/75R 22.5 14 Ply
 Tire brand O.E.M. Standard

D. SUSPENSION

Suspension Intraax AAZNT 230 tandem 60 in. adj. slider w/Intraax axle
 (Slider positioned ahead to allow 41 ft. C/L kingpin to C/L rear
 axle when in front most position)

E. GENERAL

Front Corners Diagonal Deck Corners with Light Mountings
 Electrical System Sealed harness, 3 marker lights per side including mid-turn; 2 Stop,
 Tail, Turn per side on rear
 Paint Fontaine Black
 Conspicuity Tape Per NHTSA Specs Installed on Rubrail
 Bumper Meets Underride Requirements
 Mudflaps White with Fontaine Logo
 Spare tire carrier One Bolt-on Type on curbside
 Winch Track Full Length Steel C Channel Winch Track for Sliding Winches
 on Roadside
 Sliding Winches (12) Standard Sliding Winches for Channel Track (Straps Sold
 Separately)
 Warranty Limited Standard 5 Year- *See Warranty Card for Details

DISCLAIMER

Specifications are believed to be correct, but may contain errors and/or omissions. Photographs are the representative of the subject equipment but may not be identical.
 Equipment availability, prices and specifications are subject to change without notice.