

# HALE

## TRAILER

### BRAKE & WHEEL

032305  
VIN: 48326



SALES | RENTALS | PARTS | SERVICE

Allentown, PA: 800-383-8894

Little Rock, AR: 833-424-8944

Baltimore, MD: 888-601-7500

Portland, ME: 800-325-4253

Concord, NC: 800-438-2250

Raleigh, NC: 833-418-9777

Delmar, DE: 866-486-1400

Scranton, PA: 800-569-1400

Des Moines, IA: 888-673-5011






Springfield, MA: 800-854-5306

Elkton, MD: 800-544-7127

Voorhees, NJ: 866-315-0235

Jacksonville, FL: 800-828-3055

Walpole, MA: 800-854-5310

haletrailer.com | @haletrailer     

**800-232-6535** \*FINANCING AVAILABLE

ITEM	DESCRIPTION
<b>TYPE</b>	TELESCOPIC SEMI-TRAILER, STEEL PLATFORM.
<b>DIMENSIONS</b>	
LENGTH	48'-0" closed.
LENGTH	80'-0" opened.
OPENINGS	5'-0" increments in closed position.
WIDTH	102", 97" between side rails.
HEIGHT	Floor, approximately 61 1/4" high at front and 58" at rear.
<b>COUPLING</b>	
COUPLER PLATE	5/16", plug welded structure.
KING PIN LOCATION	24" from front.
COUPLER HEIGHT	49".
<b>STRUCTURE</b>	Frame with "CAMBER".
FLANGES	Female section, exterior, 3/8" x 6", 100 000 psi steel, 24" high.
FLANGES	Male section (interior), 1/2" x 6", 100 000 psi steel, 17 5/8" high. (For tandem suspension Only)
WEB	1/4" plate in king pin area and the remaining in 3/16", 80 000 psi steel.
GOOSENECK	12" high, with integrated nose ramp and 48" straight behind king pin.
CROSSMEMBERS	I beams, 4" @ 3.64 lbs/ft, 80 000 psi steel, 12" centre to centre.
FLOOR	Apitong, 1 1/8" thick shiplap finished, no preservative.
FLOOR FASTENING	Two screws per board at each crossmember.
SIDE RAILS	6" channel @ 8.2 lbs/ft.
SIDE BOXES	3/16" steel plate, 1 5/8" x 3 5/8" interior, 4" high. (USA Dimensions).
RUB RAILS	3/8" x 2 1/2" shaped steel.
CORNERS	Bevelled.
DIAGONAL BRACES	2" x 2" x 3/16" angles, welded in web and to a crossmember, located each side.
X BRACES	Between main beams, full length.
LOCKS	Air operated with a third glad hand at front.
ROLLERS	4, 2 on female sections of frames and 2 on male sections.
<b>ENDS</b>	
FRONT RAIL	9 gauge formed steel.
BUMPER	CMVSS 223-RIG approved (in accordance with Canada & USA regulations). Uprights integrated with frames, 4" x 4" cross bar roll formed tubing at a maximum height of 22" from under tubing to ground.
HEADBOARD	48" high, steel, 4 uprights and top made of tubing and 11 gauge steel plate installed inside with retroreflective tapes.
POCKETS	2 welded pockets at front for removable headboard.
REAR RAIL	11" high, 9 gauge formed steel, including 3 boxes at rear and 3/8" x 2 1/2" shaped steel.
<b>ELECTRICAL</b>	
FRONT CONNECTOR	7 way (SAE J560), Phillips brand.
ELECTRICAL SYSTEM	Shock proof lights, polycarbonate lenses, in compliance with CMVSS 108.
MAIN SYSTEM	Grote Ultra Blue LED, grounded to front connector, sealed beams Grote.



ITEM	DESCRIPTION
<b>TURN SIGNAL</b>	(tail lights with male pins #54332, markers #47122, 47233 (2 1/2" dia.), licence light #60280-M, with vapor proof junction box Truck-Lite #50400). Sealed beams LED, (Grote #54163), one lamp including side marker and flasher, each side at middle point, amber.
<b>LANDING GEAR SAND SHOES CRANK</b>	Holland, Mark V (LGS-4F115). 10" x 11 1/2". Road side.
<b>BOGIE BOGIE  SUSPENSION  U-BOLTS SPRINGS AXLE(S) SPIDERS CAM SHAFTS TRACK DUST SHIELDS BRAKES BEARINGS SLACK ADJUSTERS SEALS   BRAKE CHAMBERS HUBS AND DRUMS   RIMS  TIRES MANUAL STOP BAR</b>	Slider, Hutch H-9801, "UHMV" slider plastic pads, 4 locking pins, For 49" spread tandem spring suspension. 4" c/c between locating holes, (48" travel). Hutch H-9700, tandem, underslung, under mount, 49" spread. With nuts at bottom. 3 leaves, model TRA 2740 or 365-00, 12 000 lbs capacity. 5" round, 22 500 lbs. capacity. Welded. 28 splines. 77 1/2". Steel, bolted. 16 1/2" standard. HM 218248 and HM 212049. Meritor, automatic, 28 splines. Stemco, "Platinum Performance System". Including "Guardian" seals, Pro-Torq spindle nuts, Integrated sentinel hub caps with Synthetic oil, Mobil Delvac 75W-90. (3 year warranty by Stemco for parts only). T.S.E. brake, "Omnibrake" (30-30). 10 studs disc hubs, outboard mount, 285.75mm B.C., single flange nuts. For dual steel wheels or single steel or aluminium wheels. 22.5 x 8.25, disc (10 holes), 285.75mm B.C., single flange nuts, 2 hand holes. Continental, 11 R 22.5 HTL ECO-PLUS 14 ply (41.1") One, Hutch.
<b>AIR SYSTEM GLAD HANDS AIR VALVES VALVE DIAGNOSTIC CABLE</b>	Fixed. Rockwell Wabco, ABS, 2 sensors 1 modulator. Fast-brake kit. not included with ABS valve.
<b>ACCESSORIES REGISTRATION HOLDER WINCHES SLIDING TRACK MUD FLAPS</b>	One plastic, Betts-PS-1 or equivalent. Qty: 12, #1020ZP, zinc plated slider (5 7/8"). Full length, "LL" extruded aluminum, road side. One set, rubber with Manac logo and vertical grooves to reduce spray.



ITEM	DESCRIPTION
<b>FINISHING PAINT</b>	Shot blasted, one coat of epoxy primer and two acrylic urethane top coats, Color: black, code: U-TECH RM 99U.
<b>HUBS</b>	Same color as trailer.
<b>WHEELS OR RIMS</b>	White.
<b>RETROREFLECTIVE TAPES</b>	Conspicuity striping in compliance with CMVSS 108. Gray and red each side, fully covers rear sill and horizontal underride protection bar.
<b>PAINTED AXLES</b>	Same color as trailer.

<b>ADDITIONAL OPTIONS</b>	Ref. 137252.
---------------------------	--------------

**DISCLAIMER**

Specifications are believed to be correct, but may contain errors and/or omissions. Photographs are the representative of the subject equipment but may not be identical. Equipment availability, prices and specifications are subject to change without notice.