

Hale Trailer Brake & Wheel

A011391

VIN: 081955



ALUMINUM "BST" PLATFORM TRAILER

LENGTH:	48' - 21" BEAM	SUSPENSION:	AAT25K/E2-L-LIFT (FRONT LIFT) W/ 'K' BRACING
WIDTH:	102"		GALVANIZED HANGERS & SOF TCOAT PAINT
NOSE:	SQUARE + EXTRA ISO 7 WAY PLUG (1)(3)	LOWERING KIT:	FRAME SWITCH + ELEC CC WIRED TO AUX.
		AXLE TO AXLE:	121"
KING PIN SETTING:	30" W/ 5/16" STEEL-NO ACCESS HOLES	AXLE TO REAR:	30"
FLOOR:	KNURLEDALUMINUM	LIFT / AXLE:	N/A
	3 NAILERS	SPACING:	N/A
	INTEGRATED DOUBLE 'L' SIDE RAIL	F.W. HEIGHT:	49"
XMEMBER SPACING:	16"	CONTROLS:	FRAME SWITCH & ELEC CC WIRED TO AUX.
COIL PACKAGE:	YES W/ STD CLP PACKAGE	AXLES:	TP-W/ GREASED HUBS & HXL-5 WHEEL PKG
SPOOLS:	DOUBLE		23,000 GAWR
POCKETS:	HD	AUTO SLACKS:	MERITOR
ROPE HOOKS:	NONE	BRAKES:	HENDRICKSON MAXX 22T ADB
		ABS SYSTEM:	4S/2M (SENSOR ALL)
TIE DOWNS:	10 PR J-HOOKS & 2 STORAGE PIPES @ D/S LG		
MARKER LIGHTS:	LED - 9 PR EACH SIDE ON RAIL	HUBS:	10 STUD LW STEEL
MID TURN SIGNAL:	LED- COMBO MARKER / MMTS BELOW RAIL	DRUMS:	N/A
FLAT <input checked="" type="radio"/> ANGLED <input type="radio"/>		WHEELS:	8.25 X 22.5 4HP / 4 DB
LIGHT PANEL:	LED - 13 LIGHTS (OOOOXOOOXOOO)		
	1/2 STEPS ON REAR	TIRES:	11R 22.5 R196A 14 PLY BRIDGESTONE
	FULL WIDTH BUMPER		
	X=LED B/U WIRED TO AUXILIARY PLUG	LANDING GEAR:	JUST AX150 ALUMILIGHT D/S CRANK
BULKHEAD:	NONE		FORWARD BRACING (2)
TYPE:		TIRE CARRIER:	NONE
HEIGHT:		TOOLBOX: QTY:	TWO-AERO EXTREME 1/8"
RETURNS:		SIZE:	24" X 24" X 60"
MAT'L:		LOCATION:	D/S & P/S-BETWEEN AXLES
ACCENT TAPE:	EAST BLACK	MAT'L:	AERO DOUBLE DOOR-SMOOTH ALUM
PAINT:	EAST BLACK		LO-MOUNT FOR WINCH CLEARANCE
	SOFT COAT BLACK ON SUSPENSION	MUDFLAPS:	STD
WINCH TRACK:	DOUBLE 'L' SIDE RAIL	TYPE:	SILVER PLASTIC
LOCATION:		LOCATION:	REAR
WINCHES:	12 - EA. STEEL SLIDING - D/S		
WINCH CLIPS:	0 - EA. SLIDING CLIPS - P/S		
STRAPS:	NONE		

REMARKS: PRICING SUBJECT TO CHANGE 12 WEEKS PRIOR TO ESTIMATED BUILD TIME

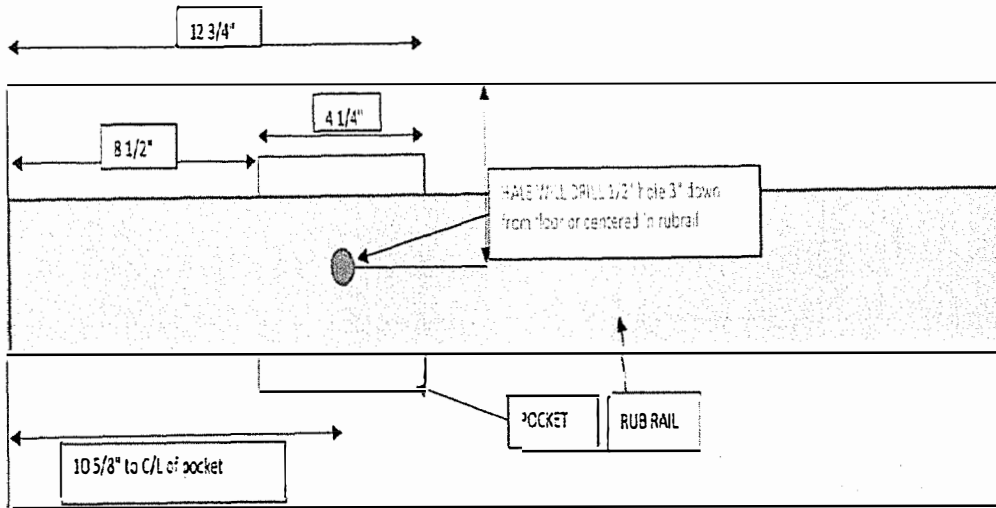
- EXTRA ISO 7 WAY PLUG WIRED TO JUNCTION BOX D/S INSIDE FRAME IN FRONT OF MOST FORWARD AXLE.
- TRUCKLITE REGISTRATION HOLDER D/S @ LANDING GEAR
- ALL TAILLIGHTS TO BE MODEL 40
- DUNNAGE RACK (090-30200-02) LOCATED ON P/S AHEAD OF SUSPENSION
- MERITOR 10 MPH AUTO REINFLATE ON REAR AXLE AND WIRED TO AUXILIARY PLUG.
- 40" ALUM FLAPS W/ 3" LIP AHEAD OF BOTH AXLES AND 3 MODEL 40 AMBER LIGHTS ON THE BOTTOM-BLACK RUBBER BOTTOMS
- CENTER ALUMINUM CHASSIS FLAPS AHEAD BOTH AXLES W/ 5 MODEL 40 AMBER LIGHTS-FLUSH WITH OUTER FLAPS
- 4 VERTICAL DESIGN @ REAR W/ SMOOTH ALUM
- TWO LED BACK UP LIGHTS IN THE CORNERS OF THE MIDDLE FILL PLATE ON THE BOTTOM WIRED TO AUXILIARY PLUG

WEIGHT: +/-3%: 10282


DISCLAIMER

Specifications are believed to be correct, but may contain errors and/or omissions. Photographs are the representative of the subject equipment but may not be identical. Equipment availability, prices and specifications are subject to change without notice.

FRONT-----SIDE VIEW OF TRAILER-----REAR



ELECTRICAL HARNESS TO BE BELOW OR ABOVE 1/2" HOLE

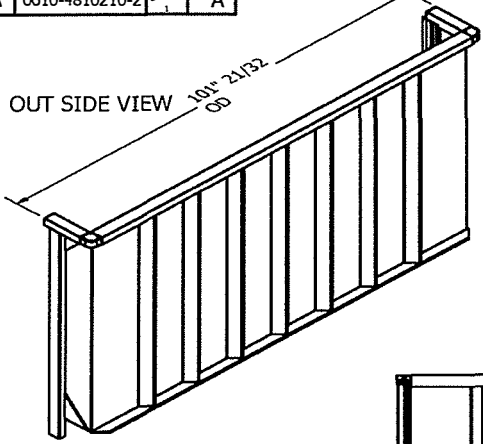


WIRING HARNESS TO BE LOCATED $3''$ REARWARD OF INSIDE 90 DEGREE ANGLE (STANDARD LOCATION OF HARNESS) ALL THE WAY ACROSS THE FRONT OF THE TRAILER

Handwritten notes:
 Hale Trailer
 X Gibson 4/25/18
 X

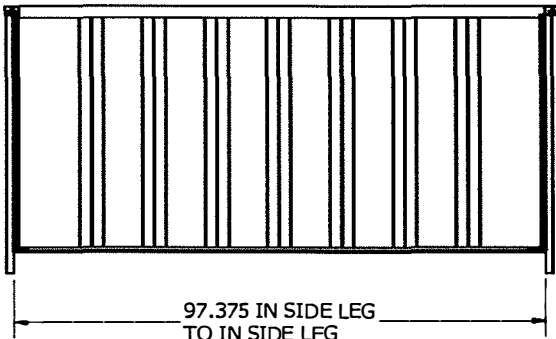
SIZE	DRAWING NO.	SHEET	REV
A	0610-4810210-2	1	A

OUT SIDE VIEW



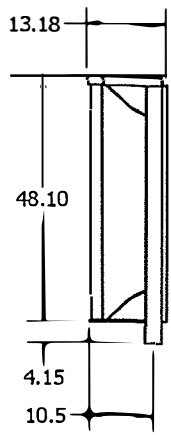
10° 21/32
OD

INSIDE VIEW



97.375 IN SIDE LEG
TO IN SIDE LEG

- NOTES:
1. DO NOT SCALE DRAWING.
 2. REMOVE ALL BURRS AND SHARP EDGES.
 3. INDUSTRY STANDARDS AND PRACTICES MUST BE APPLIED IN FABRICATION OF PARTS.
 4. PART TO BE FREE FROM SURFACE DEFLECTIONS OTHER THAN SURFACE FINISH REQUIREMENTS.
 5. CRITICAL DIMENSIONS ARE INDICATED BY Φ .
 6. THIS DRAWING WAS ORIGINATED BY AND IS THE EXCLUSIVE PROPERTY OF AERO INDUSTRIES, INC. AND/OR ITS OWNER. IT IS NOT AN AUTHORIZATION OR LICENSE TO MAKE THIS CONSTRUCTION OR TO FURNISH THIS INFORMATION TO OTHER PARTIES.



P:\INVENTOR 2012\0610\0610-4810210-2.idw

7	0611-960125	LEG ASSY BULKHEAD ALUM P S	1
6	0611-960126	LEG ASSY BULKHEAD ALUM O S	1
5	0611-860132	GUSSET BULKHEAD DOT	4
4	TOP RAL ASSY 102W		1
3	BOTTOM RAL ASSY 102W		1
2	860159		1

TOLERANCES UNLESS OTHERWISE SPECIFIED
DIMENSIONS IN INCHES
FA - 0.125
FA - 0.010
FA - 0.020
FA - 0.015
FA - 0.005
FA - 0.125
FA - 0.125

USED ON	MATERIAL FROM
---------	---------------

Aero

TITLE: BULKHEAD ALUM 48"x102" 10° WRAP

REV	DESCRIPTION	BY	DATE
REVISIONS			

SCALE: 1	DRAWN BY: MJB	APPROVED BY:	DATE: 7/23/2012
SIZE: A	DRAWING NO.: 0610-4810210-2	SHEET: 1	REV: A