







Resale Inventory
 A020872
 VIN: 145374

SALES | RENTALS | PARTS | SERVICE

Allentown, PA:	800-383-8894	Jacksonville, FL:	800-828-3055
Baltimore, MD:	888-601-7500	Little Rock, AR:	833-424-8944
Boston, MA:	800-854-5310	Portland, ME:	800-325-4253
Concord, NC:	800-438-2250	Richmond, VA:	866-839-3495
Delmar, DE:	866-486-1400	Scranton, PA:	800-569-1400
Des Moines, IA:	888-673-5011	Springfield, MA:	800-854-5306
Elkton, MD:	800-544-7127	Voorhees, NJ:	866-315-0235

HaleTrailer.com | @haletrailer     

800-232-6535 *FINANCING AVAILABLE

ITEM	DESCRIPTION
TYPE	CHIPS TRAILER 
DIMENSIONS	
LENGTH	48'-0" (14630 mm)
WIDTH	102 3/8" (2600 mm)
HEIGHT	13'-6" coupler height: 48"
WEDGE HEIGHT	5" front to rear.
SUB-STRUCTURE	
KING PIN LOCATION	36" from front. (900 mm)
KING PIN	Bolted Jost KZ1008.
COUPLER PLATE	5/16" thick, reinforced, 100 000 psi steel, extends 18" behind king pin, 17 500 kgs capacity.
CROSSMEMBERS	1 beams, 4" @ 3.2 lbs/ft, 80 000 psi steel, 12" center to center, covered with one coat of black rustproofing.
FLOOR	Preparation for walking floor installed at Manac.
FLOOR	With lacing under crossmembers and 25 mm x 25 mm x 3 mm U roll formed. Walking Keith 7/32" straight, (1975/2191) 48'-0", 3 1/2" cylinder. Hydraulic oil. Operating temperature -10 to 60 degree Celsius. Rubber flap on bottom of front deflector of walking floor, to avoid material going behind deflector. ³ Minimum pump data required : ³ Operating pressure : 2800 psi ³ Pump : 30 to 35 gpm ³ Tank : 35 gallons
FRONT WALL	Type: "G" (5" radius corners).
PANELS	Prepainted white aluminum 0.040 thick.
POSTS	Qty: 6, 4 of 45 mm, aluminum, and 1 each end, integrated to aluminum front corners.
FASTENERS	3/16" aluminum rivets, 4" c/c and 2" c/c on joints.
INTERIOR LINER	See insulation section.
FRONT CORNERS	Double sheeting, aluminum extrusions, unpolished on the outside and aluminum plate inside.
LADDERS	None.
SIDE WALLS	Aluminum.
PANELS	Prepainted white aluminum (.049 thick).
POSTS	Aluminum, 45 mm, 16" c/c, full length.
FASTENERS	3/16" aluminum rivets, 4" c/c and 2" c/c on joints.
INTERIOR LINER	See insulation section.
INTERIOR LINER	Horizontal.
SAMPLE DOOR(S)	None.
TOP RAILS	5 1/2" high, open top aluminum extrusions, unpolished.
BOTTOM RAILS	8 7/8" high, aluminum extrusions, unpainted.
POSTS	Posts at 12" c/c for last three side panels.
VENTS	8 openings 11" x 19" on each side wall with perforated aluminum plate.
REAR END	
DOOR FRAME	Galvanized steel (G164).



ITEM	DESCRIPTION
DOOR(S) HEADER DOOR PANELS DOOR LOCK(S) HINGES DOOR HOLDBACKS DOOR FRAME BUMPER BUMPER	Double, swing type, Prepainted aluminum at bottom and 2 blower doors 36 1/2" x 41 1/2" 1/2-13F galvanized wire mesh at top. Steel formed 4" x 4" x 3/16". Prepainted white aluminum 0.049 thick. Single, Eberhard 1969-U. 3 per door, aluminum. Chain and hook type, including stabilizing rubber stoppers. 1 1/2" x 1 1/2" solid steel push bars. CMVSS 223-RIG approved (in accordance with Canada & USA regulation). Formed steel uprights, 4" x 4" cross bar roll formed tubing at a maximum height of 22" from under tubing to ground.
ROOF NET	Bolted, .049" prepainted aluminum, 16 gauge galvanized posts at 24" c/c. smooth side inside the trailer. None, (NO HOOK FOR NET).
INSULATION FRONT WALL FRONT INTERIOR LINER SIDE WALLS INTERIOR LINER	1 1/2" thick Polyform. Front corners, 1" thick Polyform. Kemlite LTR, .120" thick, fastened with steel pop rivets. 1 1/2" thick Polyform. Kemlite LTR, .120" thick, fastened with steel pop rivets.
ELECTRICAL FRONT CONNECTOR FRONT ADD. CONNECTOR ELECTRICAL SYSTEM MAIN SYSTEM FLASHERS BACK UP LIGHTS	7 ways (SAE J560), Phillips brand, located center. 7 ways (ISO 3731), for auxiliary functions only. Shock proof lights, polycarbonate lenses, in compliance with CMVSS 108. Grote Ultra Blue LED, Grote sealed beams, tail lights with male pins #54332, markers #47122,233 (2 1/2") at bottom and markers #49322 each side on top of rear door frame, licence light #60280-M. Sealed beams LED, (Grote #54163), one lamp including side marker and flasher, each side at middle point, amber. Sealed beam spot light (Grote #40-4411-00 in a closed back rubber grommet), Qty: 2
LANDING GEAR SAND SHOES CRANK SPAN	Holland, Mark V (LGS-3C315), 10" x 11 1/2", solid axles. Road side. 3/16" formed steel, reinforced.
BASIC MECHANICAL FRAME	Fixed, for wedge sub-structure, 1/4" thick, 80 000 psi steel, C-shaped frame construction, plug welded connection, 60" spread tridem air ride suspension.
MECHANICAL SUSPENSION U-BOLTS LIFT AXLE SUSPENSION	Ridewell RAR240-30K, tandem 60" spread. With nuts at top. Ridewell RAR240-30K, with Manac lift. Located at rear axle @ 72" c/c from rear.



ITEM	DESCRIPTION
	Controlled by cab.
SPRINGS	Air.
AXLES	AXN, TA300T, 26 250 lbs. capacity.
SPIDERS	Welded.
CAM SHAFTS	28 splines with enclosures, for AXN axles.
TRACK	77 1/2".
DUST SHIELDS	Steel, clamped.
BRAKES	16 1/2" standard, AXN R23 extended life lining.
BEARINGS	HM 218248 and HM 212049.
SLACK ADJUSTERS	Meritor, automatic, 28 splines.
SEALS	Stemco, "Guardian" type, with "Gearlube" mineral oil, SAE 80W90.
BRAKE CHAMBERS	T.S.E. brake, "Omnibrake" (30-30).
HUBS AND DRUMS	KIC, 10 studs disc hubs, balanced drums 101.6 lbs, outboard mount, 285.75mm B.C., single flange nuts. For dual aluminium wheels.
RIMS	Alcoa, aluminum, "LvL ONE" finish, 24.5 x 8.25, disc (10 holes), 285.75mm B.C., single flange nuts.
SPACERS	Wheel guard 10 holes. Located between the inside wheel and the drum and between two wheels.
TIRES	Continental, 11 R 24.5 HSR-2 16 ply (43.5")
AIR SYSTEM	
GLAD HANDS	Fixed, bolted.
AIR VALVES	Rockwell Wabco, ABS, 2 sensors 1 modulator.
VALVE	Manual blow down valve in a control box, WITHOUT auto-reset feature, including Glycerin filled pressure gauge, in P.S.I., to indicate load with a conversion table.
DIAGNOSTIC CABLE	Not included with ABS valve.
VALVES	Quick and brake release valve on air lift.
CONTROL BOX	Stainless steel.
LOAD DEVICE	Air gage, 4" diameter, glycerin filled in P.S.I. to indicate load with a conversion table. Located: roadside rear, 3'-0" up from bottom rail.
VALVES	Used to close the supply of air to air bags. (2 per axle)(shutt off).
ACCESSORIES	
REGISTRATION HOLDER	One plastic, Betts-PS-1 or equivalent.
MUD FLAPS	One set, rubber with Manac logo and vertical grooves to reduce spray.
HYDR. CONN. (PRESSURE)	Male, 1" diameter, quick coupling.
HYDR. CONN. (RETURN)	Female, 1" diameter, quick coupling.
EXTRA MUD FLAPS	Qty: 2 set, rubber with Manac logo and vertical grooves to reduce spray. Located at rear of each axle. Hydraulic control for mobil floor with lever extension.
FINISHING	
PAINT	Roof bows cleaned with abrasive and covered with two coats of epoxy primer and two top coats of polyurethane paint, color: gray, Code: U-TECH FLNA70715.
UNDERCARRIAGE	One coat black undercoating.



ITEM	DESCRIPTION
HUBS	Black.
WHEELS OR RIMS	Natural.
RETROREFLECTIVE TAPES	Conspicuity striping in compliance with CMVSS 108.
	Gray and red, 2' segments at bottom of each side wall.
	Fully covers bottom of rear doors and horizontal underride protection bar.
	2 segments of gray tape at each upper corner.

DISCLAIMER

Specifications are for the equipment at the time it was produced and may not accurately reflect its current condition. Photographs are the representative of the subject equipment but may not be identical. Equipment availability, prices and specifications are subject to change without notice.