



# HALE TRAILER BRAKE & WHEEL



A022327  
VIN: 37499

## SALES | RENTALS | PARTS | SERVICE

<b>Allentown, PA:</b>	800-383-8894	<b>Jacksonville, FL:</b>	800-828-3055
<b>Baltimore, MD:</b>	888-601-7500	<b>Little Rock, AR:</b>	833-424-8944
<b>Boston, MA:</b>	800-854-5310	<b>Portland, ME:</b>	800-325-4253
<b>Concord, NC:</b>	800-438-2250	<b>Richmond, VA:</b>	866-839-3495
<b>Delmar, DE:</b>	866-486-1400	<b>Scranton, PA:</b>	800-569-1400
<b>Des Moines, IA:</b>	888-673-5011	<b>Springfield, MA:</b>	800-854-5306
<b>Elkton, MD:</b>	800-544-7127	<b>Voorhees, NJ:</b>	866-315-0235


HaleTrailer.com | @haletrailer     

**800-232-6535** \*FINANCING AVAILABLE

### Model Year - 2025LI

Model  
440B-48

Description  
440B-48 - 48' Traveling Axle



### Description

Qty

Trailer Model - 440B-48

1

### Standard Equipment

Capacity - 80,000 Lbs.

Deck Rating - 50,000 Lbs. in 10'

Axles - 2-25,000 Lb. Dual Tire, Oil Bath Bearings; Prepped for Tire Inflation

Suspension - Neway RLU228 Air Ride 22,500 Lb. Capacity

Pin Setting - 21"

Loaded Ground Clearance - 14" at Bottom of Gooseneck

Loaded Deck Height - 37"

Lights - Grote MicroNova® LED Clear Lens; Enhanced Stop, Turn, Tail and Tail; Rear Amber Strobe

(10 Year Warranty)

Tie Downs - Double Keyhole Chain Slots with Square Stake Pockets on 16" Centers

Load Angle - 6.5 Degree

### Base Options

Toolboxes - Side Opening Toolboxes

1

Deck Width - 8' 6" Wide Deck (Standard)

1

Trailer Length - 48'

Swing Clearance - 83.5"

### Parking Stands

Parking Stands - Jost 2 Speed (Standard)

1

**Winch and Accessories**

Winch - 20K Braden, Worm Gear	1
Upper Deck Slope Wear Protection - Wear Plate (Standard)	1
Wireless Remote Control (6 Function: Tilt, Travel, and Winch)	1

**Tie Downs**

Lower Deck Center Keyhole Tie Downs Flush with Wood	1
---	---

**Deck and Accessories**

Deck Type - 1-3/8" Apitong Wood Decking	1
---	---

**Tires and Wheels**

Tires - 235/75R 17.5 Double Coin (Standard)	1
Outside Wheel Type - 17.5 Dura-Brite Aluminum Wheel (8 Bolt)	1
Inside Wheel Type - 17.5 Steel Hub Wheel (8 Bolt) (Standard)	1
Tire Air System - PSI Air Inflation System	1

**Paint and Special Options**

Standard Landoll Branded Decals (Affects Lower Deck Only)	1
Powder Coat Paint Color - Black	1

**DISCLAIMER**

Specifications are believed to be correct, but may contain errors and/or omissions. Photographs are the representative of the subject equipment but may not be identical.  
Equipment availability, prices and specifications are subject to change without notice.