

HALE

TRAILER

BRAKE & WHEEL

FRAMELESS DUMP TRAILER



Resale Inventory
A023066
VIN: 61947

SALES | RENTALS | PARTS | SERVICE

Allentown, PA:	800-383-8894	Little Rock, AR:	833-424-8944
Baltimore, MD:	888-601-7500	Portland, ME:	800-325-4253
Concord, NC:	800-438-2250	Raleigh, NC:	833-418-9777
Delmar, DE:	866-486-1400	Scranton, PA:	800-569-1400
Des Moines, IA:	888-673-5011	Springfield, MA:	800-854-5306
Elkton, MD:	800-544-7127	Voorhees, NJ:	866-315-0235
Jacksonville, FL:	800-828-3055	Walpole, MA:	800-854-5310

haletrailer.com | @haletrailer



800-232-6535 *FINANCING AVAILABLE

BODY SPECIFICATIONS

SERIAL: 1E1F9T386JR061947

Design Type:	Genesis Design - INBOARD
Length:	38'-0"
Width:	102"
Overall Side Height:	72" SOLID
Aluminum Height:	72"
Top Rail Type:	9" DUMP
Top Options:	NONE
Side Material:	.100 Wall: 8' -Front .140 Wall: 22' -Middle .180 Wall: 8' -Rear
Rear Post:	STANDARD - INBOARD
Floor Design:	SHEET AND CROSSMEMBER
Body Package Options:	NONE
Body Vibrator:	NONE
Doghouse Width:	14" WIDE
Floor Thickness:	1/4" FULL LENGTH
Floor Overlay:	NONE
Floor Options:	NONE
Floor Cleanout:	1/4" X 8" CLEANOUT
Cleanout Overlay:	NONE
Crossmember Spacing:	10" (13 1/2" CENTER TO CENTER)
Crossmember Type:	STANDARD
Floor Stringers:	TWO ROWS -BOX TYPE - FULL LENGTH
Spray Skirts:	STANDARD TRANSITION SKIRT
Body Fenders at Base of Bulkhead:	SQUARED OFF
Apron:	NONE
Flaps:	10" FLAP FRONT, 30" SOLID ALUM FLAP W/ 3" LIPS AHEAD AXLE #1, 42" FLAP BEHIND REAR AXLE
Chassis Flaps:	ACROSS REAR OF CHASSIS + SOLID ALUM. FLAP WITH 3" LIPS ACROSS CHASSIS,EVEN WITH BODY FLAPS AHEAD AXLE #1 - SEE NOTE #2
Option	LEVEL INDICATOR - DRIVER SIDE
Bulkhead Design:	STANDARD
Bulkhead Material:	3/16"
Cab Shield:	NONE
Doghouse Width:	14" WIDE
Slope Plates at Inside Bottom Front:	5" PLATES
BH Inside Joint Reinforcement:	NONE
Tarp Hooks:	NONE
Ladders Out - Front:	NONE
Ladders In - Front:	NONE
Shovel Hanger:	BULKHEAD PASSENGER SIDE
Bulkhead Equipment:	OVAL ACCESS DOOR - DRIVER SIDE

TAILGATE SPECIFICATIONS	
Tailgate Height:	FULL
Tailgate Slope:	NONE
Rear Post:	STANDARD - INBOARD
Tailgate Material:	.180 GENESIS PANEL
Top Hinges:	OVERSLUNG
Tailgate Powerlift:	NOT APPLICABLE
Sideswing:	SIDE SWING W/ GROUND CONTROL (HINGED PASSENGER SIDE)
Bottom Latch Trip:	AIR CYLINDER
Mid-Gate Hook Latch:	NONE
Tailgate Seal:	RUBBER
Winder Latches:	ONE EACH SIDE & TWO BOTTOM
Coal Door:	12" SINGLE HANDLE
Coal Chute:	NONE
Spreader Chains:	NONE
Gate Latch Bar Grease:	STANDARD BEARING BLOCK GREASE ZERKS
Tarp Hooks:	NONE
Marker Lights:	7 BOTTOM - NO TOP LIGHTS
Side Lamp Type:	TRUCKLITE LED GROMMET MOUNT
Mid-Turn Signal:	BELOW RAIL - OVAL LED - 2" IN FROM EDGE - CTR OF BODY
Rear Body Light Panel	FULL WIDTH - 000X 000 X000 - 11 LIGHTS - Center ID Size: 4" - TRUCKLITE LED - GROMMET MOUNT
Backup Lights:	1 PAIR OF CLEAR INCANDESCENT BACKUP LIGHTS - WIRE TO AUXILIARY BROWN - <u>SEE NOTE #4</u>
Apron:	NONE
Rear Post Lights:	(1) - 2" TL30 LED MARKER
Tarp Bars:	NONE
Tarp Hooks:	NONE
# of Bow Holders:	NONE
Tarp Bow Design/Location:	NONE
Tarp Bow Qty:	NONE
Tarp Bow Rise:	NONE
Tarp Wiring:	NONE
Splash Shields:	NONE
Ladders Out - Front:	NONE
Ladders Out - Rear	BOTH SIDES
Ladders In - Front	NONE
Ladders In - Rear:	DRIVER SIDE (3" X 3" ANGLE) MATCH OUTSIDE
Shovel Hanger:	BULKHEAD PASSENGER SIDE
Registration Holder:	NONE
Body Fenders at Base of Bulkhead:	SQUARED OFF
Body Vibrator:	NONE
Wood Color:	N/A
Tarp Bar Tape:	NONE
Top Rail Tape:	NONE

CHASSIS SPECIFICATIONS

Sub Frame Width:	102"
Sub Frame Length Options:	TRIAXLE - <u>SEE NOTE #56 AND NOTE #6</u>
Draft Arms:	ALUMINUM
Sub Frame Cover:	NO
Hoist Pin Lubrication:	GREASE ZERK AT TOP AND BOTTOM PINS
5th Wheel Plate:	1/4"
Hoist:	8-5-285 CUSTOM
Bottom Hoist - Draft Arm Pin:	ONE PIECE PIN
5th Wheel Transport Straps:	NONE
Number of Axles:	3
King Pin Setting:	16"
Rear Axle Setting:	21 1/2"
Rear Suspension Ride Height:	17"

AXLE - 1 ADD 12" DIAMETER FLEX PLATE BETWEEN STANDARD AIR SPRING MOUNT AND AIR SPRING - GVWR NEEDS TO READ 80,000#

Axle 1 Suspension:	AAT30K HENDRICKSON	Brake Lining:	NOT APPLICABLE
Dist. to Prev. Axle:	60 Inches	Axle 1 Brake Drums:	NOT APPLICABLE FOR DISC BRAKES
Axle 1 Spindle type:	TP SPINDLES (UP TO 23,000# GAWR)	Axle 1 Wheel type:	8.25 x 24.5 BUFF IN - DURABRITE OUT
Axle 1 Hubs:	IRON DUCTILE HUB	Axle 1 Tire Selection:	11R 24.5 -16 PLY CONTINENTAL HSR2 LRH
Axle 1 Brake Type:	BENDIX DISC - ADB	Qty of Tires/Wheels:	FOUR TIRES
Brake Shoe Size:	NOT APPLICABLE	Suspension Hangers:	GALVANIZED HANGERS (NON-LIFTABLE SUSPENSION)

AXLE - 2

Axle 2 Suspension:	AAT30K HENDRICKSON	Brake Lining:	NOT APPLICABLE
Dist. to Prev. Axle:	60 Inches	Axle 2 Brake Drums:	NOT APPLICABLE FOR DISC BRAKES
Axle 2 Spindle type:	TP SPINDLES (UP TO 23,000# GAWR)	Axle 2 Wheel type:	8.25 x 24.5 BUFF IN - DURABRITE OUT
Axle 2 Hubs:	IRON DUCTILE HUB	Axle 2 Tire Selection:	11R 24.5 -16 PLY CONTINENTAL HSR2 LRH
Axle 2 Brake Type:	BENDIX DISC - ADB	Qty of Tires/Wheels:	FOUR TIRES
Brake Shoe Size:	NOT APPLICABLE	Suspension Hangers:	GALVANIZED HANGERS (NON-LIFTABLE SUSPENSION)

REAR AXLE - 3

Suspension:	AAT30K HENDRICKSON	Brake Lining:	NOT APPLICABLE
Rear Axle Ride Height:	17"	Brake Drums:	NOT APPLICABLE FOR DISC BRAKES
Rear Axle Type:	AIR - NON-LIFTABLE	Wheel Selection:	8.25 x 24.5 BUFF IN - DURABRITE OUT
Spindle Type:	TP SPINDLES (UP TO 23,000# GAWR)	Tire Selection:	11R 24.5 -16 PLY CONTINENTAL HSR2 LRH
Hubs:	IRON DUCTILE HUB	Qty Wheels/Tires:	FOUR TIRES
Brake Type:	BENDIX DISC - ADB	Rear Axle Susp. Hanger:	GALVANIZED HANGERS (NON-LIFTABLE SUSPENSION)
Brake Size:	NOT APPLICABLE		

Dust Shields:	OEM
Brake Chambers:	OEM
Cam Covers:	NONE
Slack Adjusters:	OEM

Chain - Strap Stops:	NONE
Suspension Scale:	RIGHT WEIGH OIL FILLED GAUGE IN (KG) ON FRONT CHASSIS CROSSMEMBER
Tire Inflation System:	HENDRICKSON TIRE MAAX PRO (ALL AXLES)
Hub Lubrication:	SYNTHETIC GREASE PACK
Hubometer:	NONE

Tire Carrier:	NONE
Landing Gear:	2 SPEED HOLLAND MARK V - REAR AND CROSS BRACING
Tow Hook:	ONE EACH SIDE - <u>SEE NOTE #1</u>

Chassis Flaps:	ACROSS REAR OF CHASSIS + SOLID ALUM. FLAP WITH 3" LIPS ACROSS CHASSIS,EVEN WITH BODY FLAPS AHEAD AXLE #1 - <u>SEE NOTE #2</u>
Underride Guard:	NONE
ABS and RSS:	4S-2M - WABCO
Auxiliary ABS:	NONE
Back Up Alarm	BACK-UP ALARM (WIRED TO BACKUP LIGHTS)
Air Tank Quantity	PER ENGINEERING
Air Tank Material:	ALUMINUM TANKS
Air Dryer:	NONE



CONTROLS

Gate Open-Close:	FRAME SWITCH DRIVER SIDE SUBFRAME
Gate Cab Control:	NONE
Suspension - Primary Fill-Exhaust:	FRAME SWITCH - DRIVER SIDE SUBFRAME
Suspension - Cab Control:	NONE
Plumbing Note:	LOCATE HEIGHT CONTROL VALVE ON MIDDLE AXLE OF TRIDEM
Liftable Suspension Up-Down:	NOT APPLICABLE (NO LIFTABLE SUSPENSIONS SPECIFIED)
Liftable Up-Down Cab Control:	NONE
SPIF:	NONE
Down Bag Pressure:	NOT APPLICABLE
Brake Release:	NO
Control Box:	ONE POLYCARBONATE FOR SUSPENSION & GATE
Electric Coupler:	7-WAY + 7-WAY ISO (MARKED AUXILIARY)
Hydraulic Hose Fitting:	WINGNUT FITTING
Hydraulic Hose:	STANDARD 108" LONG (4,000 LBS. PSI)
Back-Up Alarm:	BACK-UP ALARM (WIRED TO BACKUP LIGHTS)
Frame Color:	<u>BLACK</u>
Wheel Color:	N/A
Wheel Guard Insulators:	NONE

CHASSIS SPECIAL REQUESTS

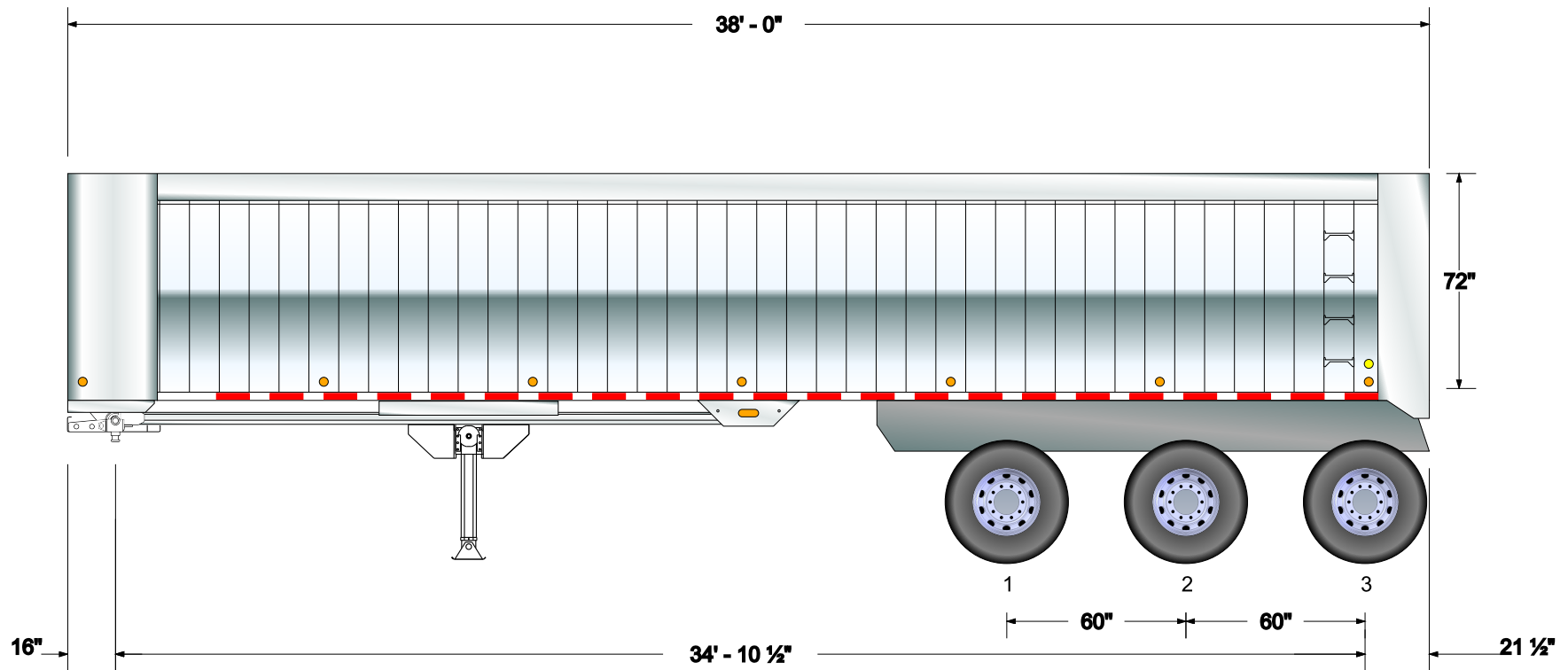
1. Inside re-inforcement plates for bolt on tow hooks. REF #45258
2. Aluminum fenders ahead of axle #1 need to be 30" long with 10" rubber flap on the bottom. The center aluminum flap needs to match the side.
3. Front ladders and shovel hanger to be shipped loose. Load in body.
4. Picture attached for recessed license plate and back up lights that customer is requesting.
5. Extend subframe an extra 24"
6. Add 12" diameter flex plate between standard air spring mount and air spring.
7. GVWR needs to read 80,000#

Estimated Unit Weight: 14,831 lbs.



DISCLAIMER

Specifications are for the equipment at the time it was produced and may not accurately reflect its current condition. Photographs are the representative of the subject equipment but may not be identical. Equipment availability, prices and specifications are subject to change without notice.



NOTICE:
 THIS DRAWING DEPICTS GENERAL ARRANGEMENT OF TRAILER DIMENSIONS AND AXLE SPACING ONLY. THIS DRAWING IS NOT REPRESENTATIVE OF SPECIFIC COMPONENTS OR PRODUCT OPTIONS / FEATURES AND IS NOT TO SCALE. EAST MANUFACTURING CORP. MAKES NO WARRANTY OR REPRESENTATION, EXPRESS OR IMPLIED, AS TO DESCRIPTION, QUALITY, DETAIL OF EVERY COMPONENT, MERCHANTABILITY, FITNESS FOR ANY PARTICULAR PURPOSE, PRODUCTIVENESS, PERFORMANCE, ACCURACY OR ANY OTHER CHARACTERISTIC DEPICTED IN THIS DRAWING.

