

HALE

TRAILER






BRAKE & WHEEL



A027724
VIN: 46488

SALES | RENTALS | PARTS | SERVICE

Allentown, PA:	800-383-8894	Little Rock, AR:	833-424-8944
Baltimore, MD:	888-601-7500	Portland, ME:	800-325-4253
Concord, NC:	800-438-2250	Raleigh, NC:	833-418-9777
Delmar, DE:	866-486-1400	Scranton, PA:	800-569-1400
Des Moines, IA:	888-673-5011	Springfield, MA:	800-854-5306
Elkton, MD:	800-544-7127	Voorhees, NJ:	866-315-0235
Jacksonville, FL:	800-828-3055	Walpole, MA:	800-854-5310

haletrailer.com | @haletrailer     

800-232-6535 *FINANCING AVAILABLE

Base Model #: DF53BTR X 102 3 axle

Serial #: 46488

components description

CAPACITY Heavy Duty Beam Package - 120,000 lbs. GVWR (90,000 in 10' Span Closed) OVERALL LENGTH

53' - Including Length of Beavertail

UPPER DECK LENGTH 10' = 61" Height

LOWER DECK LENGTH 38' Length = Front 36.50", Center 37.50" Rear 35.50" Heights

DOVETAIL 60" - Steel Smooth Plate & Traction Bars

OVERALL WIDTH 8' 6"

KING PIN SETTING 18" - Squared Front

UPPER COUPLER PLATE 3/8" (+)53#

UPPER COUPLER HEIGHT 50"

MAINFRAME 26"-PreCamb.I-Beams-(120K Pkg 1/2"x 5" Top & 3/4" x 5" Bottom & 1/4"Web& TRP) BULKHEAD
None

SIDE RAILS 8" - 8.5 Per Foot (+200#) (Requires 6" Floor Sills)

TOP DECK FLOOR SILLS 6" Steel I-Beam - 18" O.C.

LOWER DECK FLOOR SILLS 6" Steel I-Beam 12" O.C. STD Pkg (8" Side Rail) (+276#)(Up to 53') COIL HAUL

PACKAGE NONE

FLOOR DECKING 1-1/2" Apitong -(+350#)

WINCHES 12 Zinc Winches

WINCH TRACK Steel Slide Entire Length of Drivers Side

STRAPS 12 - 4" Wide x 30' Strap w/Chain End Hook

LANDING GEAR Two Speed - Aluminum - 19" Travel

SUSPENSIONS Air Ride - Hendrickson HT 300 - 3 Axles

SUSPENSION LOCATION King Pin to Center of Rear Axle 43'

AXLES (3) 25K Cap.-Type 30 Chambers-Auto Slacks-ABS-Air Ride-17.5 Tires

AXLE SPACING 61" Spread

DUMP VALVE Manual-Position In Rear Skirt Gusset D/S-Dump All Axles

LIFT AXLE Air Lift 1 Axle - Front (+195#)

SCALES None

PARKING BRAKES All Axles

ABS SYSTEM Wabco ABS system 4S/2M

DUST SHIELDS None

WHEELS Disc - Hub Piloted - 17.5 (3-AX) - Aluminum on all 12 Wheels - (6-Outside Polished) (-648#) TIRES

245/70R 17.5 - Double Coin

245 Double Coin.

TIRE INFLATION SYSTEM None

STAKE POCKETS 24" O.C. & 4 Across Front

ANTI-SAIL MUD FLAPS Behind Rear Axle

PIPE SPOOLS Double

RUB BAND STEEL 3/8" X 2-1/2" Recessed for DOT Tape

DOCK BUMPERS None

LOADING RAMPS (2)-Spring Assisted

CONTAINER TWIST LOCKS None

CARGO TIE DOWN None

TIRE CARRIERS Tire Carrier Positioned In Front of Main Beams Between Landing Gear

TOOLBOX MATERIAL Aluminum- Smooth Box & Doors

TOOLBOX TYPE 16Hx18Dx60L-Alum Box-Barn Style Double Door- CAM LOCK STYLE TOOLBOX LOCATION

Driver Side- Behind Landing Gear

LIGHTS Grote Ultra Blue Sealed Wiring Harness- 2 Micros Per Side & Mid Turn-3/3/3 Rear CUSTOM LIGHTS

None

PAINT Fully Galvanized Finish

DECAL PACKAGE Standard Dorsey Logo Kit

DISCLAIMER

Specifications are believed to be correct, but may contain errors and/or omissions. Photographs are the representative of the subject equipment but may not be identical.

Equipment availability, prices and specifications are subject to change without notice.