

HALE

TRAILER






BRAKE & WHEEL

A034969
VIN: S033726



SALES | RENTALS | PARTS | SERVICE

Allentown, PA: 800-383-8894	Little Rock, AR: 833-424-8944
Baltimore, MD: 888-601-7500	Portland, ME: 800-325-4253
Concord, NC: 800-438-2250	Raleigh, NC: 833-418-9777
Delmar, DE: 866-486-1400	Scranton, PA: 800-569-1400
Des Moines, IA: 888-673-5011	Springfield, MA: 800-854-5306
Elkton, MD: 800-544-7127	Voorhees, NJ: 866-315-0235
Jacksonville, FL: 800-828-3055	Walpole, MA: 800-854-5310

haletrailer.com | @haletrailer     

800-232-6535 *FINANCING AVAILABLE

ITEM	DESCRIPTION
TYPE	LOG TRAILER, DROP
DIMENSIONS	
LENGTH	48'-0" overall.
WIDTH	102".
HEIGHT	Nominal, 13'-6" high, top of frames approximately 61" high at front and 49" at rear. (Canada & USA application)
DROP HEIGHT	10" high at 19'-0" from front. (ref: #212677)
COUPLING	
COUPLER PLATE	3/8", 100 000 psi. steel, plug welded reinforced structure.
KING PIN LOCATION	36" from front.
KING PIN	Bolted, 2" diameter, Holland, KP-0882.
COUPLER HEIGHT	50"
STRUCTURE	Frame with "CAMBER".
FLANGES	3/8" x 6", 100 000 psi steel.
WEB	1/4" plate full length, 80 000 psi steel, with holes, parachute shaped, to lighten trailer.
FRAME BRACING	Flat bar 4" x 1/2", 100 000 psi steel, installed underneath the bottom flanges only, at stiffeners area for the loader.
GOOSENECK	11" high, with integrated nose ramp and 48" straight behind king pin.
CROSSMEMBERS	I beams, 4" à 3.64 lbs/ft, 80 000 psi steel, between main beams.
FLOOR	Checker plate 1/8" between main beams, full length, (no wood flooring at all). **With hole for loader and cover with a bolted floor section**
FLOOR FASTENING	Fully welded on length, and at joints.
CORNERS	Square.
FENDERS	Checker plate 1/8", above truck wheels, sloping.
BRACING FOR LOADER	Stiffeners at 6" c/c on the outside of frames in the web.
ENDS	
FRONT RAIL	3/16" thick formed plate, 80 000 psi steel.
BUMPER	Forestry type.
BUMPER	Round tube 6 5/8" x 56". It exceeds rear at a **maximum** of 14". Ref: #212677
HEADBOARD	***72" high with fabricated beams and square tubings 1 1/2". ***NO LADDER, 4" between the tubes, (5.5" c/c) for smaller logs. Boxes included. **Galvanized** REF#219283
POCKETS	Front headboard boxes modified (tenon + mortise) in order to clear the front rail by 6". **galvanized**
LOGGING	
BUNKS	5 lengths of 8', 4 of 12', 3 of 16' or full length logs. 5 fixed sets of bunks with fabricated boxes. Located at 73 1/2", 57", 53", 56", 70", 56", 53", 59" & 70-1/4" c/c. (ref: #219283)
BUNKS	First 2 at front, 4 1/2" x 7" high, (flanges plate 1/4" 100 000 psi



ITEM	DESCRIPTION
BUNKS	steel and webs one each side 3/16" 80 000 psi steel), double post boxes on first bunk. Central section, 4 1/2" x 5" high, (flanges plate 1/4" 100 000 psi steel and webs one each side 3/16" 80 000 psi steel).
BUNKS	Rear, 10 1/2" x 9 3/4" high, (formed 3/16" "V" plate with 1/4" top plate, 80 000 psi steel), with double boxes.
BUNK ANGLES	Side up flat bar 1/2" x 1 1/2" installed on last bunk to hold tree length lumber.
STAKES	Qty: 20, ultra light, galvanised (G164), botton 4" x 4", curved, 80 000 & 100 000 psi steel.
GLAD HANDS PROTECTOR	3/8" thick plate, welded at front rail.
RAISERS	One, aluminum extrusion 3" x 2" for a height same as the drop.
BUNKS	Qty: 2 sets of double post box. Located: bunk #4 and bunk #7
ELECTRICAL	
FRONT CONNECTOR	7 way (SAE J560), Phillips brand.
FRONT ADD. CONNECTOR	7 way (ISO 3731), for auxiliary functions only.
ELECTRICAL SYSTEM MAIN SYSTEM	Shock proof lights, polycarbonate lenses, in compliance with CMVSS 108. Grote Ultra Blue LED, sealed beams, tail lights with male pins #53252 (10 diodes), markers lights Micronova #47973, identification lights #47122 (2 1/2" dia.), licence light #60280-M).
TURN SIGNAL	Sealed beams LED, one lamp including side marker and flasher, each side at middle point, amber.
BACK UP LIGHT(S)	LED spot light in a vinyl angled grommet. Qty: 2
TAIL LIGHTS	Sealed beams (Grote DEL #53252, 10 diodes) red. Qty: 1 additional each side. From outside, tail lights and flasher, flasher with parking, brake with parking.
TAIL LIGHTS	Qty: (4) extra sealed lamps L.E.D. (red), (Grote #53252-3). Located: On each side between bumper uprights on cross bar. Total: 10 tail lights (3 each side and 4 in middle) (drawing for approval)
MAIN SYSTEM	With additional vapor proof junction box Truck-Lite #50400. *** LOCATED AT LOADER AREA *** *** CONNECTED TO 7-WAY ISO PLUG ***
BACK UP LIGHTS	Qty: (2), tractor type sealed LED beam lights (Grote #64G51, TRILLANT), to light up toward the rear. Must be connected with rear back up lights. Located: UNDER 4TH BUNK
LANDING GEAR	
	Holland, Mark V (LGS-4F315), with mounting plate, solid axles, full galvanized.
SAND SHOES	10" x 11 1/2", solid axles.
CRANK	Road side.
PROTECTOR	Above landing gear.
BOGIE	
BASIC SUSPENSION	
SUSPENSION	Hendrickson INTRAAX disc brake AAT-30K HXL5 (MAXX 22T), tridem,



ITEM	DESCRIPTION
SUSPENSION (INTRAAX)(HXL5)	60" spread. For axles with bearings HM 518445. *** Braking capacity reduced *** *** Hendrickson strongly recommend for asphalt roads only *** Easy for rocks to infiltrate between the rotor and brake pads. OPTION "EXTENDED LIFE HXL5 PACKAGE". Seals (Hendrickson), spindle nut (Precision), hub cap (Hendrickson) Synthetic GREASE included. CHAMBER 20/24.
STROKE STOPPERS	Retaining chains for INTRAAX air suspensions with grounded axles.
LIFT DEVICE	Hendrickson "UBL102" (AAT suspension), bolted (removable) and galvanized, Quick and brake release valves on air lift included. Controlled: FRONT AXLE FROM CAB, REAR AXLE MANUAL. Located: FRONT AND REAR AXLES
SPRINGS	Air.
AXLE(S)	LDA, 5 3/4" diameter, 25 000 lbs. capacity.
SPIDERS	Welded.
CAM SHAFTS	
TRACK	77 1/2".
DUST SHIELDS	Steel, clamped.
BRAKES	HENDRICKSON DISC BRAKES (MAX22T)
BEARINGS	HM 518445.
SLACK ADJUSTERS	
SEALS	HENDRICKSON HXL5, SYNTHETIC GREASE
BRAKE CHAMBERS	20/24
HUBS AND DRUMS	WEBB, 10 studs disc hubs, balanced drums 104.5 lbs, outboard mount, 285.75mm B.C., single flange nuts. For dual aluminium wheels.
RIMS	Alcoa, aluminum, "ULTRA ONE", 24.5 x 8.25, disc (10 holes), 285.75mm B.C., single flange nuts.
SPACERS	Wheel guard 10 holes. Located between the inside wheel and the drum and between two wheels.
TIRES	Continental, 11 R 24.5 HSR-2 16 ply (43.5")
RIMS	*** Those standard aluminum rims are not covered by a warranty for an off road application. ***
AIR SYSTEM	
GLAD HANDS	Fixed.
AIR VALVES	Meritor Wabco, IABS, 2 sensors 1 modulator.
VALVE	Manual blow down valve in a control box, with auto-reset feature, including Glycerin filled pressure gauge, in P.S.I., to indicate load with a conversion table.
CONTROL BOX	Stainless steel
VALVES	Used to close the supply of air to air bags. (2 per axle) (shut off).
ACCESSORIES	
REGISTRATION HOLDER	One plastic, Betts-PS-1 or equivalent.



ITEM	DESCRIPTION
WINCHES	Qty: 2, #3820SDSPCNP (5") fix, encaved, located road side between first set.
WINCHES	Qty: 8, #3820SDSPCNP (5") fix, tilted 45 degrees, located road side between bunks.
WINCHES	Handle welded on each winch.
STRAPS	Qty: 10, nylon, with 1'-6" chain and grab hook, 30' long x 3" wide. (KINEDYNE)
LASHING RINGS	Qty: 10, lashing pockets on the opposite side of winch's.
LASHING RINGS	Qty: 10, lashing pockets located on winch supports to hang the cable hooks.
MUD FLAPS	Three fix sets, rubber with Manac logo and vertical grooves to reduce spray, located ahead of landing gear, at rear bumper and at front.
EXTRA MUD FLAPS	(1) mud flap (30" x 48"), bolted full width between the main frames, to protect the brake chambers, located in front of the tridem.
EXTRA MUD FLAPS	(1) mud flap (30" x 48") and (2) mud flaps (24" x 30") installed full width ahead the landing gear.
CHAIN HOLDERS	(8) welded under the bunk, 2 each side under the bunk. Located: each side on the 3rd and 4th bunk. REF#219283
HYDRAULIC LINES	Holes only, 3" of diameter allowing hydraulic lines to run between the main beams over the coupler plate. Supports of lines welded under bunks until the loader. 5 holes, (3 holes curbside and 2 holes roadside).
ACCESSORIES	Qty: 1, grapple holder kit. (2) rectangular tubings 4" wide x 3" high x 21" long x 3/8" thick. Attention: Each tube has a different opening for the grapple. Located: FURTHEST MOST FRONT AND REAR (ref: #219283)
BROOM HANGER	Located at ***bottom*** of front headboard, ROADSIDE. *** Top to have cradle (L-brackets) to prevent broom from coming out*** ***ACCESSIBLE FROM GROUND
HOSES HOLDER	Located at center halfway up headboard (ref: #219282)
FINISHING	
PAINT	No paint & no primer on the trailer.
FINISHING	Galvanized plateform. (no paint) **CAUTION MANAC NOT RESPONSABLE OF THE ESTHETICS OF THE GALVANISATION.**
AXLE(S) PAINTED	One polyurethane acrylic top coat. Color: gray, code: PPG Q37-939514.
GRAVEL GUARD	Apply gravel guard on the suspension hangers.
HUBS	Painted with polyurethane acrylic paint, color: gray, code: PPG Q37-939514.
WHEELS OR RIMS	Natural.
RETROREFLECTIVE TAPES	Conspicuity striping in compliance with CMVSS 108. Gray and red, each side, fully covers rear sill and horizontal underride protection bar, front and rear of each stake.
RETROREFLECTIVE TAPES	**GALVANIZED LOGGER TRAILER WITH PAINTED MAIN FRAMES** Install only the mandatory stickers on the trailer for the transport at the sub contractor place. Send the remaining batch of the stickers with the



ITEM	DESCRIPTION
SUB-CONTRACT BY MANAC PRO	trailer for a final installation after the paint is done. By: Multi-Remorque Soudure Inc. #708 Paint on exterior side of main frames color black.
ANNEX(ES) ATTACHED	Mark and model of loader:TBA Supplied by:TBA Installed by:TBA Appr. weight:TBA Fixed by ("U" bolts or others):TBA
CONFORMITY	This semi-trailer does not comply with GHG regulations. Should GHG regulations come into force prior to the production of the trailer(s), Manac will have the obligation to ensure the trailer(s) produced meet minimum GHG guidelines. Any modifications required to meet the GHG regulations will be added to the initial purchase price and charged back to the customer.

DISCLAIMER

Specifications are believed to be correct, but may contain errors and/or omissions. Photographs are the representative of the subject equipment but may not be identical. Equipment availability, prices and specifications are subject to change without notice.