








A035170
VIN: 083655

SALES | RENTALS | PARTS | SERVICE

Allentown, PA: 800-383-8894 Jacksonville, FL: 800-828-3055
 Baltimore, MD: 888-601-7500 Little Rock, AR: 833-424-8944
 Boston, MA: 800-854-5310 Portland, ME: 800-325-4253
 Concord, NC: 800-438-2250 Richmond, VA: 866-839-3495
 Delmar, DE: 866-486-1400 Scranton, PA: 800-569-1400
 Des Moines, IA: 888-673-5011 Springfield, MA: 800-854-5306
 Elkton, MD: 800-544-7127 Voorhees, NJ: 866-315-0235

HaleTrailer.com | @haletrailer     

800-232-6535 *FINANCING AVAILABLE



ALUMINUM "BST II" PLATFORM TRAILER

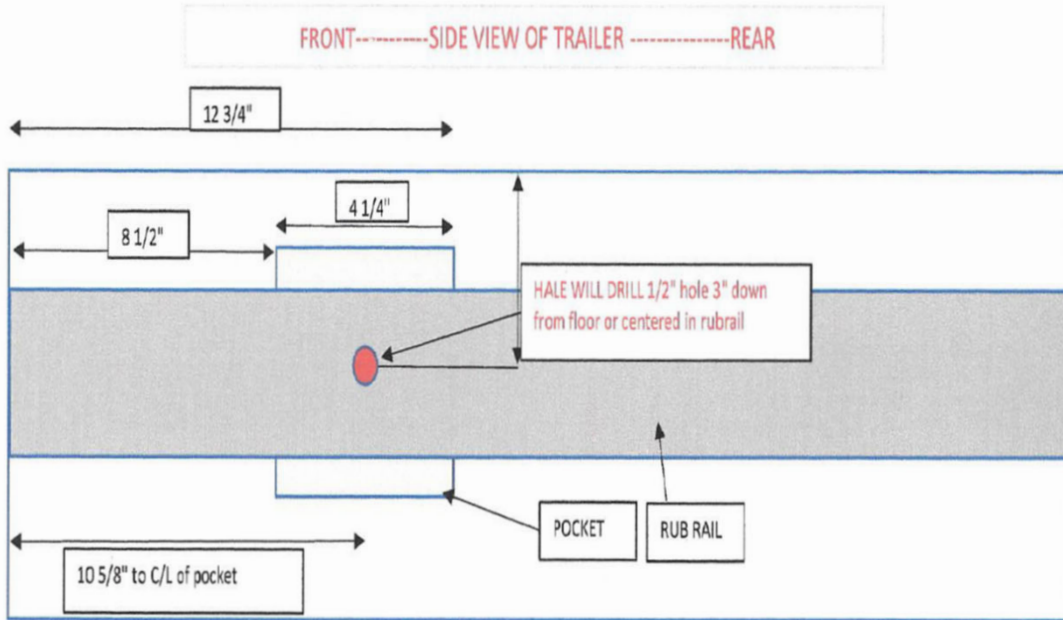
LENGTH:	48' - 24" BEAM	SUSPENSION:	AAT25K/E2-L-LIFT (FRONT LIFT) W/ 'K' BRACING GALVANIZED HANGERS & SOFTCOAT PAINT
WIDTH:	102"	LOWERING KIT:	AUTOMATIC
NOSE:	SQUARE + EXTRA ISO 7 WAY PLUG (1)(3)	AXLE TO AXLE:	121"
KING PIN SETTING:	30" W/ 5/16" STEEL-NO ACCESS HOLES	AXLE TO REAR:	30"
FLOOR:	KNURLED ALUMINUM 3 NAILERS INTEGRATED SIDE RAIL	LIFT / AXLE:	N/A
XMEMBER SPACING:	16"	SPACING:	N/A
COIL PACKAGE:	YES (CENTER)- 8 PCS BAR INSERTS	F.W. HEIGHT:	49"
SPOOLS:	DOUBLE	CONTROLS:	FRAME SWITCH & ELEC CC WIRED TO AUX.
POCKETS:	HD FRONT TO ACCEPT AERO BH-SEE DWG	AXLES:	TP 23,000 GAWR
ROPE HOOKS:	NONE	AUTO SLACKS:	MERITOR
TIE DOWNS:	10 PR J-HOOKS & 2 STORAGE PIPES @ D/S LG	BRAKES:	16 1/2" X 7"
MARKER LIGHTS:	LED - 6 PR EACH SIDE ON RAIL	ABS SYSTEM:	4S/2M (SENSOR ALL)
MID TURN SIGNAL:	LED- COMBO MARKER / MMTS BELOW RAIL	HUBS:	10 STUD LW STEEL
FLAT <input checked="" type="radio"/> ANGLED <input type="radio"/>		DRUMS:	LWBD
LIGHT PANEL:	LED - 9 LIGHTS (OOO ooo OOO) 1/2 STEPS ON REAR FULL WIDTH BUMPER	WHEELS:	8.25 X 22.5 4HP / 4 MP
BULKHEAD:	NONE	TIRES:	11R 22.5 R196A 14 PLY BRIDGESTONE
TYPE:		LANDING GEAR:	JOST AX150 ALUMILIGHT D/S CRANK FORWARD BRACING (2)
HEIGHT:		TIRE CARRIER:	BRACKETS ONLY - P/S ACCESS MID TRAILER
RETURNS:		TOOLBOX: QTY:	ONE-AERO EXTREME 1/8"
MAT'L:		SIZE:	24" X 24" X 60"
ACCENT TAPE:	EAST BLACK	LOCATION:	D/S-BETWEEN AXLES
PAINT:	EAST BLACK SOFT COAT BLACK ON SUSPENSION	MAT'L:	AERO DOUBLE DOOR-SMOOTH ALUM LO-MOUNT FOR WINCH CLEARANCE
WINCH TRACK:	STANDARD INTEGRATED RAIL	MUDFLAPS:	STD
LOCATION:		TYPE:	SILVER PLASTIC
WINCHES:	12 - EA. STEEL SLIDING - D/S	LOCATION:	REAR
WINCH CLIPS:	12 - EA. SLIDING CLIPS - P/S		
STRAPS:	NONE		

REMARKS: PRICE SUBJECT TO CHANGE 12 WEEKS PRIOR TO ESTIMATED BUILD TIME

- EXTRA ISO 7 WAY PLUG WIRED TO JUNCTION BOX D/S INSIDE FRAME IN FRONT OF MOST FORWARD AXLE.
- TRUCKLITE REGISTRATION HOLDER D/S @ LANDING GEAR **WEIGHT: +/-3%: 9737**
- WIRING BACK 3" FROM INSIDE NOSE - SEE PICTURE
- DUNNAGE RACK 8' 3" (090-30200-02) LOCATED D/S AHEAD OF SUSPENSION - PIC BELOW
- PREP FOR FUTURE TIRE MAAX PRO INFLATION SYSTEM ON BOTH AXLES.

DISCLAIMER

Specifications are for the equipment at the time it was produced and may not accurately reflect its current condition. Photographs are the representative of the subject equipment but may not be identical. Equipment availability, prices and specifications are subject to change without notice.



ELECTRICAL HARNESS TO BE BELOW OR ABOVE 1/2" HOLE



WIRING HARNESS TO BE LOCATED 3" REARWARD OF INSIDE 90 DEGREE ANGLE (STANDARD LOCATION OF HARNESS) ALL THE WAY ACROSS THE FRONT OF THE TRAILER

Hale Trailer
X J. Biles 4/25/18
X

DISCLAIMER

Specifications are for the equipment at the time it was produced and may not accurately reflect its current condition. Photographs are the representative of the subject equipment but may not be identical. Equipment availability, prices and specifications are subject to change without notice.

A U610-4810210-2 1 A

OUT SIDE VIEW

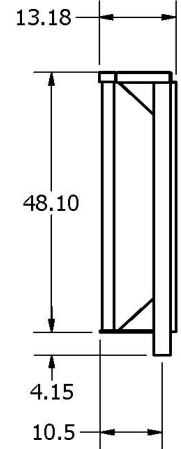
101" 21/32" OD

INSIDE VIEW

97.375 IN SIDE LEG TO IN SIDE LEG

NOTES:

- 1. DO NOT SCALE DRAWING.
- 2. REMOVE ALL BURRS AND SHARP EDGES.
- 3. INDUSTRY STANDARDS AND PRACTICES MUST BE APPLIED IN FABRICATION OF PARTS.
- 4. PART TO BE FREE FROM SURFACE IMPERFECTIONS OTHER THAN SURFACE FINISH REQUIREMENTS.
- 5. CRITICAL DIMENSIONS ARE INDICATED BY ●
- 6. THIS DRAWING WAS ORIGINATED BY AND IS THE EXCLUSIVE PROPERTY OF AERO INDUSTRIES, INC. AND/OR ITS OWNER. IT IS NOT AN AUTHORIZATION OR LICENSE TO MAKE THIS CONSTRUCTION OR TO FURNISH THIS INFORMATION TO OTHER PARTIES.



7	0611-960125	LEG ASSY BULKHEAD ALUM P.S	1
6	0611-960126	LEG ASSY BULKHEAD ALUM D.S	1
5	0611-960132	GUSSET BULKHEAD DOT	4
4	TOP RAIL ASSY 102W		1
3	BOTTOM RAIL ASSY 102W		1
2	860159		1
ITEM	PART NUMBER	DESCRIPTION	QTY

REV	DESCRIPTION	BY	DATE
REVISIONS			

TOLERANCES UNLESS OTHERWISE SPECIFIED:	MATERIAL NOTE
DIMENSIONS IN INCHES	
XX = ± .125	
XX = ± .051	
XX = ± .020	
XXX = ± .010	
XXXX = ± .005	
ANGLE = ± 12°	
SURFACE = 125	
USED ON	MATERIAL FINISH

P:\INVENTOR 2012\0610\0610-4810210-2.idw

TITLE: BULKHEAD ALUM 48"x102" 10" WRAP

SCALE: 1:1	DRAWN BY: MJB	APPROVED BY:	DATE: 8/28/2017
SHEET: A	DRAWING NO: 0610-4810210-2	SHEET OF: 1	REV: A



DISCLAIMER

Specifications are for the equipment at the time it was produced and may not accurately reflect its current condition. Photographs are the representative of the subject equipment but may not be identical. Equipment availability, prices and specifications are subject to change without notice.