

HALE

TRAILER






BRAKE & WHEEL



A036927
VIN: 794022

SALES | RENTALS | PARTS | SERVICE

Allentown, PA: 800-383-8894	Little Rock, AR: 833-424-8944
Baltimore, MD: 888-601-7500	Portland, ME: 800-325-4253
Concord, NC: 800-438-2250	Raleigh, NC: 833-418-9777
Delmar, DE: 866-486-1400	Scranton, PA: 800-569-1400
Des Moines, IA: 888-673-5011	Springfield, MA: 800-854-5306
Elkton, MD: 800-544-7127	Voorhees, NJ: 866-315-0235
Jacksonville, FL: 800-828-3055	Walpole, MA: 800-854-5310

haletrailer.com | @haletrailer     

800-232-6535 *FINANCING AVAILABLE

GVWR

GVWR: Trailer to meet 68,000 Pound GVWR
VIN PLATE: US - VIN Plate to Read in English (Standard)
Product Type: HT Composite

Material no.: 30011219

GEOMETRY

Length - Exterior: 53'-0"
** Length - Interior: 52'-6" Nominal Lining To Lining
Width - Exterior: 102.36"
** Width - Interior: 101.5" Nominal Lining To Lining
Height - Exterior: 13'-6"
Height - Interior: 110" Nominal
Deck Height: Standard application
Fifth Wheel Height: 47"
King Pin Location: 36"
Landing Gear Location: 107" from King Pin (+ 1"/-1/4")

TIRES & WHEELS

Tire Furnished: Factory Furnished
* Tire Manufacturer: Hankook TL01(G), Low Rolling Resistance Tire
Tire Size: 295/75R22.5
Wheel Furnish: Factory Furnished
Wheel Material: All Steel Wheel
Wheel Manufacturer: HT Standard (TCC 361)
Wheel Size: 8.25 x 22.5, 5-Hand Hole (Steel, Inner & Outer)
Wheel Finish for Steel: Powder Coated White Steel Disc
Wheel Finish for Aluminum: None (Due to All Steel Wheel Application)
* Valve Stem & Cap: Myers TR-572-F19 Valve stem

Rev.C

UPPER COUPLER

Approach Plate: 1/4" thick 80,000 Lb Yield - 6 Support Channels
King Pin (BTM Main) Plate: 1/4" thick 80,000 Lb Yield
King Pin & Manufacturer: Standard (Jost) AAR Cruciform King Pin
* Front Bottom Rail: Stainless Steel, w/ Pick-Up plate Striker Angle
Upper Coupler Tube Qt'y: (1) Tubing Application - Joggled

BODY/BASE

Forward Crossmember: Steel Hat Shaped Upper Coupler to Landing Gear : 12" C/L
Landing Gear Crossmember: 4" Steel I-Beams (80,000 PSI) : 12" C/L (5ea)
Bay Area Crossmember: 4" Steel I-Beams (80,000 PSI) : 12" C/L
Running Gear C/M Size: 4" High
Running Gear Crossmember: 4" Steel I-Beams (80,000 PSI) : 12" C/L with 8" C/L Last 3.4'
Slider Body Rail (VT): 208" Rail Length

FLOOR

Upper Coupler Type: 3.40" Joggled with Exposed Coupler Top Plate (New STD)
Floor Specification: 1.38" (1-3/8") Nominal Domestic Laminated Oak Hardwood
Floor Ratings - VT: 18,000 lbs Rated Floor per TTMA- Standard HT Dry Van Floor Rating
Floor- Assembly Method: Wood Floor Assembly

Floor Screws: (3) 0.31" Dia. screws per Board on I beams
Threshold-Finish: Hot Dip Galvanized
Threshold Plate: 0.13" X 12" Deep Steel Diamond Plate w/ Screws and Nuts
Threshold-Application: Standard Application

FRONT

Front Corner Radius: 4" Extruded Aluminum
Front Panel & Color - Dry: 0.05" Aluminum Prepainted White w/ natural color rivets
Front Corner Mat'l - Dry: Extruded Aluminum
Front Posts: (4) 2.5" Deep (16GA) Steel Hats Welded to Upper Coupler - Non AAR
Gladhands: Phillips Qwik-E with Filters Control Line Only. Overlaid
Front Receptacle(7-Way): Phillips 7-Way without Circuit Breakers, Split Pins with QCS plug
Front Receptacle(7-Way) - Options: Phillips QCS Plug connector
Gladhand/7-Way Location: Overlaid on Lower Roadside Front
* Corner Radius Protector: (2) 0.125" X 12" Alum Diamond Plate Each Side at Top

SIDE

Side Material: 6.5 mm thick Composite Panel, 80K PPW Galv. Steel, Both Sides w/ natural color rivets
Side Posts: 14 Gauge Galv Steel 'A' Slotted Logistic Insets with Composite Panel color matching
Outer Closure (For Composite)
Side Post Centers: 48" C/L Stiffener (Side Closure) - For Composite
Side Top Rail: Side Top Rail for Composite Trailer
Side Bottom Rail: Side Bottom Rail for Composite (STD)
* Side Rub Rail: (1) Alum Exterior Rub Rail (E15-032 One 1-1/8" Tear Drip) on Each Side-Total 2. No Higher than 6" above Bottom Rail.
* Skylight-General Spec.: Cluster Sky Light Lens on side wall for 24" or bigger post pitch (Single lens on two panels, next to each other, for 16" or less post pitches.)
* Skylight-Quantity: Total 5. Both Side Wall Panel. (3) on Roadside and (2) on Curbside
* Skylight-Location: Composite Both Side Wall Panel Location from Front, Specifically on panels #5, #9 on C/S & #3, #7, #11 on R/S
Fasteners to Bottom Rail: Standard Rivets to attach C/Members to the Side Bottom Rail

REAR

Rear Frame: Swing Door, 2" Shallow Header (with 1 Lock Rod Per LH & RH Door)
Rear Door Opening Spec.: Standard Application
Floor Level: Door to be Flush with Floor (STD)
Door Type for Dry Van - SW: 0.5" Composite Swing Door. Galvanized Prepainted White Interior & Exterior Skin
Option - Door Install Instruct: Standard Door Installation per Manufacturer's Recommendation
Option - Door & Hardware: One(1) Rubber Door Bumper Standard (1" Deep) on Hinge of each Swing Door
Hinges: Four (4) Aluminum Hinges per Door
* Additional Hinge Option: Additional One(1) Aluminum Hinge (Total 5 Per Door)
Rear Underride Guard: 4" Tube Bolt on Assembly w/ Welded Perforated(Pooched) Horizontal
Option - Horiz Member/Other: Construction of two pieces standard stitch welding
Underide Bolt Spec.: Zinc plated bolts & nuts - Standard
Dock Bumper: Pair 2" X 4" Mold Bolted Bumper
Rubber Bumper Location: Inboard of Light Protector Bars (Standard)

LIFT GATE

Roof Panel: 0.040" Aluminum
Roof Bow: 16 Gauge Galvanized Steel Anti-Snag
Roof Bow Centers: 24" Centers Full Length

LINING/SCUFF

Front Lining: 0.25" Top and 0.5" Bottom plywood Mounted to Front Posts Full Height
* Base Side Scuff: 6.5" High Integral Alum (Composite STD) with Additional scuff (Plastic, Corrugated or Wood)
* Additional Side Scuff: 18Ga x 6.5"H Corrugated Steel Butted to Intergral Aluminum

* Front Scuff: 0.63" x 12" High White Recycled Plastic Mounted Over Lining to Front Posts (Overlaid)
Corner Finish/Treatment: Standard Application

LANDING GEAR

L/Gear Spec.: Jost HT421.G3.17.157 5 Year Warranty Full HDG
L/Gear Mt'g Method: Inboard Mounting (Standard)
L/Gear Shoes: 10" X 10" RCF (Removable Cushion Foot) Low Profile
L/Gear Ground Clearance: Nom. 12" Ground Clearance
L/Gear Mt'g Bracket: Hot Dip Galvanized Large Wing Plate
L/Gear Crank Handle: Roadside
L/Gear Options: None (HT STD)
L/Gear Cross Brace Design: HT Standard Cross Brace attachment Design

RUNNING GEAR

Bogie Type: Sliding Tandem(2) Axle Bogie
Axle Spacing: 49" Axle Spacing
Axle ABS System: Tandem Axle w/2S1M ABS System
Bogie & Axle Location: Location to be Sliding Tandem Axle for specified slider Length w/Stop Bars @ Front & Rear
Option-Related Bogie Stopper Feature: STD plug stopper
Susp. Manufacturer: Hendrickson
Suspension Capacity: Standard Duty
Hendrickson Susp. Specification: Hendrickson Vantraxx HKANT40K Air Ride
Surelok (Anti-Dock): Surelok (Anti-Dock) Installed
Locking Pin Mechanism: Air-Assist Pin Puller or Quik Draw
Susp. Sub-Frame: Hendrickson K-2 STD Duty
Type of Susp Spring: Air Bag
Spring Specification: Air Bag
Axle Supplier: Hendrickson
Axle-General Spec.: Axle - Tandem (2) Axle included in Suspension (For 2S1M or 2S2M System)
Axle-Track Length: 77-1/2"
Axle-Spindle Type: Tapered Spindle
Brake Lining Size: 16.5" X 7"
Brake Lining Spec.: Hendrickson Extended Service (Abex-3030-197)
Brake Control System: 2S/1M Wabco ABS
Spring Brake Control: Sealco 110500 Springbrake Priority
Brake Cont-Hose & etc.: Standard Air Line & Hose Application (US&Canada)
Slack Adjuster Spec.: Gunite Auto-5.5", 28 Spline
Brake Chamber Spec.: TSE 3030 Tamper Resist (HT standard)
Stroke Length: MFG's Standard Stroke Length
Hub Specification: HT Standard (KIC) 10 Stud Hub Piloted Outboard Iron Hub
Drum Specification: HT Standard (KIC) Cast Drum
Hub/Drum-Opt(Nut&Other): Standard
Bearing Specification: Stemco
* Lubrication Spec.: Chev Delo (Syn) Grease
* Wheel Seals Spec.: Stemco Discover Seals, Hub Cap included in tire inflation system, Pro-Torq Nut
* Hubodometer: Stemco Hubodometer, Bracket Mounted, Reading in Miles
* Hubodometer Location: Roadside (LH) Front Axle
* Tire Inflation Spec.: Hendrickson Tire Maax Inflation System for Undressed Axle (This kit include Hendrickson Hub Cap for TireMaax)
Tire Inflation Pressure: 100 PSI
* Tire Inflation Lamp Location: Indicator PSI Light at Roadside Mounted over corner radius. (STD location)
* Tire Inflation Lamp Spec.: 19 Series Lamp

ELECTRICAL

Harness-General Spec.: Molded Color Code Phillips Harness with QCS Plug
Harness-Special Feature: Manufacturer's Standard Feature

* Front Light:	(2) Trucklite 33275Y LED PC Rated Mounted with Grommet
* Rear ID Header Light:	(5) Vision CL11120R3 LED PC Mounted with Grommet (Dual Function)
* Rear ID-Special Feature:	Dual Function Rear Header Lights - 3 Lamps at center with Marker & Stop functionality, 2 Lamps outboard with Marker & Turn functionality
Rear Side Marker Type(Shape):	Mini Button Style Lamp
* Rear Side Marker Detail Spec:	(2) Trucklite 33275R LED PC Rated Flush w/ Grommet 33725 w/ anti-theft hardware
Rear Side Marker MT'G Location:	Mounted on Standard Location on Rear Corner Post - HT STD
* S/T/Tail Light-Quantity & Type:	(4) Trucklite 40 or 44 Series (Round Style) or Equivalent
* S/T/Tail Light-Detail Spec:	(4) Trucklite 44322R LED (Super 44 Grey) Flange Mounted w/ Stainless Steel Rivets
Main Mid-Turn Light:	Install the Mid turn lamp
Mid-Turn Mounting Method:	Mounting Bracket
* Main Mid-Turn Light-Detail Spec:	(2) Trucklite 60272Y LED Gray Flange Mounted with Stainless Steel Rivets
* ABS Light Detail Spec:	(1) Trucklite 33275Y LED PC Rated w/ Grommet 33725 w/ anti-theft hardware
ABS Light MT'G Location:	Mounted on Standard Location on Rear Corner Post - HT STD
* License Light:	(1) Trucklite 33010C LED
Option Related Harness/Wiring:	Standard
Electrical Related Regulation:	Standard Application

MARKING/DECALS

HT & Product Type Decal Package:	Hyundai Logo & Product Type Decals Application(For not having pre-painted white panels for side/door/front, Apply white HT Corporate decals)	
Decal Package:	Factory Furnished Hyundai Information & Regulatory Decal Package with FMCSA Specified in Notes	
Decal Opt 2-Decal Location:	Standard Application	
Decal Opt 3-Decal Installation:	Standard Application	
Conspicuity Markings:	Hyundai Standard Conspicuity with Logo Applied to Side Bottom Rail	
License Plate:	Temporary For Delivery. Fasten On HDG Mounting Plate	
License Plate Brk't Install:	Standard Install Location - Roadside Below Sill Pane	
Furnish Document Holder:	Factory Furnished	
Document Holder Detail Spec::	(1) Phillips 16-802	
* Document Holder/Manifest Loc.:	Overlaid on Lower R/S Front. 18" from the bottom of the front sheet between the front post & corner radius on the roadside	Rev.C
* Louvered Vent Spec.:	(2) Louvered Vents	
* Louvered Vent Location:	(1) Upper R/S Front, (1) Lower C/S Rear	

PAIN/FINISH

* Upper Coupler Finish:	Stainless Steel-Forward Section w/ Black Undercoating inside of Upper Coupler
* Crossmembers Finish:	HDG : ALL Steel Crossmembers including Hat C/M, L/G & Bogie Area (Except any Aluminum)
Comment:	RUNNING CHANGE: (296) units (HT253001-HT253296) produce with HDG slide rail C/M & remaining black crossmembers. Remaining (204) units (HT253297-HT253500) produce with HDG crossmembers.
Axle & Components Finish:	Gray Undercoating
Susp. Sub-Frame Finish:	Gray Undercoating
L/Gear(K-Bracing) Finish:	Hot Dip Galvanized
* L/Gear(Upper Leg) Finish:	Hot Dip Galvanized
Rear Frame-Finish:	Hot Dip Galvanized
Rear Frame-Paint Color:	None (For Galvanized or Stainless Steel)
Rear Underride-Finish & Spec.:	Hot Dip Galvanized & Welded Horizontal Member
Rear Underride-Paint Color:	None (For Galvanized or Stainless Steel)

MISCELLANEOUS

Mudflap Provider:	Factory Furnished Mudflaps
Mudflap Specification:	24"x30" White Plain Plastic with Hyundai Logo
Mudflap Mounting Loc.:	Suspension Frame
Mudflap Mounting:	STD Location w/ H.D Washer Retainer
* Lift Pad Spec.:	Install HT Occasional use lift pads for delivery, with HYUZ decals

DISCLAIMER

Specifications are for the equipment at the time it was produced and may not accurately reflect its current condition. Photographs are the representative of the subject equipment but may not be identical. Equipment availability, prices and specifications are subject to change without notice.